



Sistemi modulari
Modular shelving systems

VOLPATO®
Be part of [...

SISTEMI MODULARI

DESIGNING EVERYDAY LIFE

Stìli Phos, **Stíli Ellipse**, **Cyclos**. Sistemi compositivi a parete/soffitto dalle linee pure ed eleganti, progettati per armonizzarsi con qualsiasi ambiente, sia residenziale che di altro genere, fungendo da parete attrezzata living, cabina armadio, scaffalatura per spazi commerciali e ambienti ufficio. Elementi strutturali verticali in alluminio anodizzato o verniciato, su richiesta predisposti per l'inserimento di luci a LED, a seconda del modello a sezione rettangolare o rotonda. Ripiani in vetro-alluminio o lamiera verniciata dal design minimal, alla cui purezza di linee fa eco una particolare robustezza.

Linea. Sistema compositivo pensato sia per completare i mobili da cucina nelle versioni **Top** e **Free**, sia come complemento di arredo indipendente, a parete, nella versione **Wall**. Il design ne esalta la lineare purezza, la concezione semplice e razionale della struttura lo rende molto versatile in termini funzionali e facile da montare.





MODULAR SHELVING SYSTEMS







Stìli Phos, Stíli Ellipse, Cyclos. Wall and ceiling systems with a pure, elegant design, created to blend harmoniously into any environment, residential or other, to create an accessorised living room wall, walk-in closet, or shelving for commercial spaces and offices. Vertical anodised or painted aluminium structural elements set up for LED lighting on request, according to the rectangular or round section model. Glass and aluminium or minimal design sheet metal shelves with pure lines and extreme durability.

Linea. Modular system designed to complete kitchen units in the Top and Free versions and as an independent accessorised wall storage unit in the Wall version. The design enhances the purity of the lines and the simple, rational structure concept means versatile function and easy assembly.



Composizione Stíli Phos
Stíli Phos Composition





STÍLI PHŌS

È un concetto che permette di creare e organizzare spazi contenitivi pensati per ogni zona della nostra casa, dalle composizioni libreria alle cabine armadio.

È un sistema flessibile e versatile in grado di adattarsi a qualsiasi esigenza di spazio che, grazie ai materiali e alle sue finiture, consente la massima personalizzazione ed espressione del proprio gusto estetico.

Gli elementi che compongono Stíli Phos sono liberamente posizionabili nelle quantità ed altezze desiderate: il nodo fondamentale del progetto è il sistema di aggancio di questi elementi al montante in alluminio che risulta privo di forature o agganci fissi lasciando quindi una totale libertà compositiva.

Stíli Phos è caratterizzato da un design minimalista e dalla estrema facilità di montaggio: il sistema di fissaggio degli elementi che lo compongono quali ripiani, cassettiere, contenitori, consente di posizionarli alle altezze desiderate semplicemente utilizzando una chiave ed un cacciavite.

La sua versatilità è espressa inoltre dalla possibilità di fissarlo con profili da terra a soffitto e quella con profili da terra a parete.

It is a concept that allows you to create and organize storage spaces in your house from library compositions to walk-in closets. It is a flexible and versatile system, able to adapt to any space requirements and due to the materials and elegant finishes it allows the maximum aesthetic customization.

The parts that compose Stíli Phos are freely positionable in terms of quantities and desired heights. The key element of the project is a coupling system without holes or fixed hooks together with an aluminium profile allowing you a total freedom of composition.

Stíli Phos is featured by a minimalistic design and an easy assembly.

The fixing system of the shelf, drawer and divider elements makes it possible to flexibly place the individual components as desired by simply using a screwdriver and a wrench. Its versatility is also expressed by the two possible compositions: the version of the structure with ceiling-high profiles and the one with floor-to-wall profiles.

Composizione Stíli Phos a parete
Stíli Phos floor to wall composition

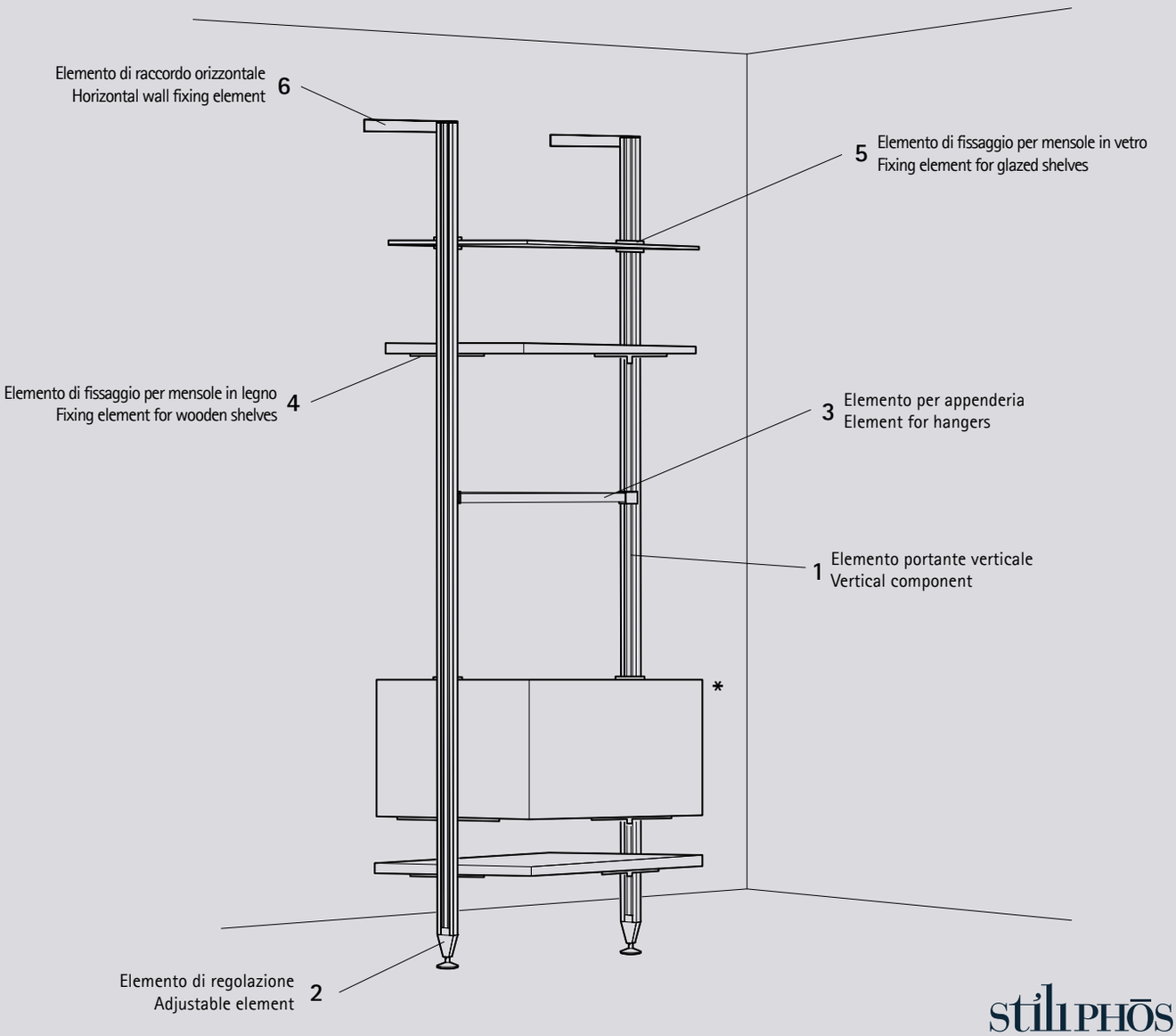

Stíli Phos a parete

Per la composizione Stíli Phos a parete sono necessari:
- Elemento Portante Verticale (profilo con schermo diffusore LED)
- Elemento di Regolazione (puntale e piedino livellatore)
- Elemento di Raccordo Orizzontale
- Elementi di Fissaggio degli Accessori

In un contesto residenziale Stíli Phos a parete può essere impiegato nella zona notte (cabina armadio) oppure nella zona living quale parete attrezzata/libreria. Il rinforzo centrale utilizzato quale collegamento tra la parete muraria ed il montante strutturale verticale serve per dare a tutta la struttura una maggiore rigidezza e solidità. In un contesto invece commerciale o direzionale, "Stíli Phos" a parete può essere utilizzato ad esempio quale scaffalatura per esposizione prodotti (negozi) o per archiviazione (uffici)

Stíli Phos floor to wall

For the Stíli Phos floor to wall composition you need:
- Vertical components (profile and LED shield)
- Adjustment elements (cap and leg)
- Horizontal coupling element
- Fixing Accessories

In a residential context Stíli Phos floor to wall can be used in the sleeping area (walk-in closet) or in the living area as fitted wall/library. The middle reinforcement (optional) is used as connection between the wall and the vertical structural profile which gives to the whole structure a greater rigidity and solidity.
In a commercial or office context, "Stíli Phos" floor to wall can be used for example for product display (shops) or storage shelves (offices)

* Il box contenitore deve essere sempre fissato al muro.
The storage box shall always be fixed to the wall.

Composizione Stíli Phos a soffitto
Stíli Phos floor to ceiling composition

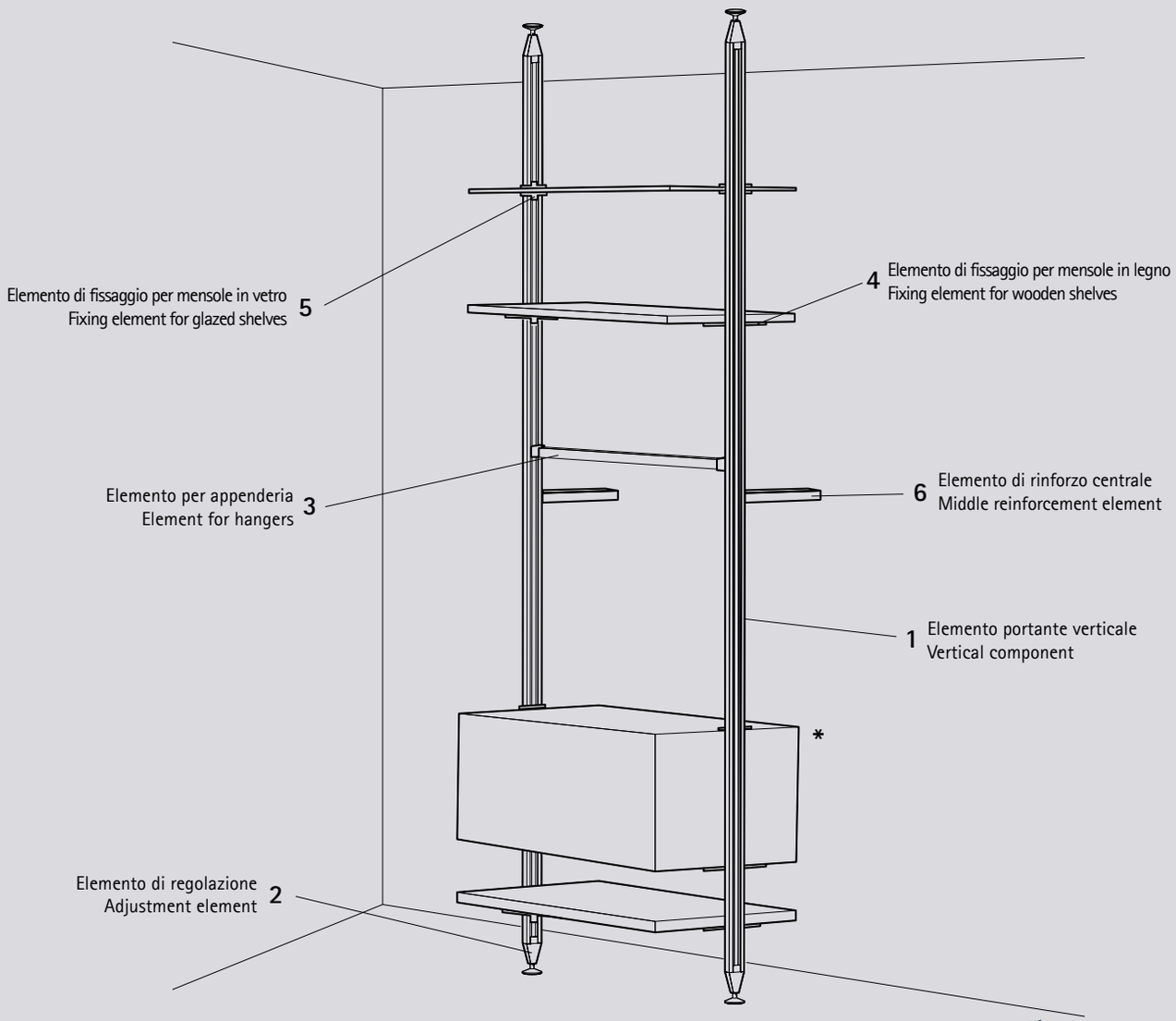

Stíli Phos a soffitto

Per la composizione Stíli Phos a soffitto sono necessari:
- Elemento Portante Verticale (profilo con schermo diffusore LED)
- Elemento di Regolazione (puntale e piedino livellatore)
- Elemento di Rinforzo Centrale
- Elementi di Fissaggio degli Accessori

In un contesto residenziale Stíli Phos a soffitto può essere utilizzato nella zona notte (cabina armadio), nella zona living quale parete attrezzata/libreria oppure utilizzato come divisorio, elemento filtro tra 2 ambienti diversi. Il rinforzo centrale (opzionale) utilizzato quale collegamento tra la parete muraria ed il montante strutturale verticale serve per dare a tutta la struttura una maggiore rigidezza e solidità.

Stíli Phos floor to ceiling

For Stíli Phos floor to ceiling composition you need:
- Vertical components (profile and LED shield)
- Adjustment elements (cap and leg)
- Middle Reinforcement Element
- Fixing Accessories

In a residential context Stíli Phos floor to ceiling can be used in the sleeping area (walk-in closet), in the living area as fitted wall / library or used as room partition between 2 different spaces. The middle reinforcement (optional) is used as connection between the wall and the vertical structural profile which gives to the whole structure a greater rigidity and solidity.

* Il box contenitore deve essere sempre fissato al muro.
The storage box shall always be fixed to the wall.

Composizione Stíli Phos sopra top
Stíli Phos above the top composition

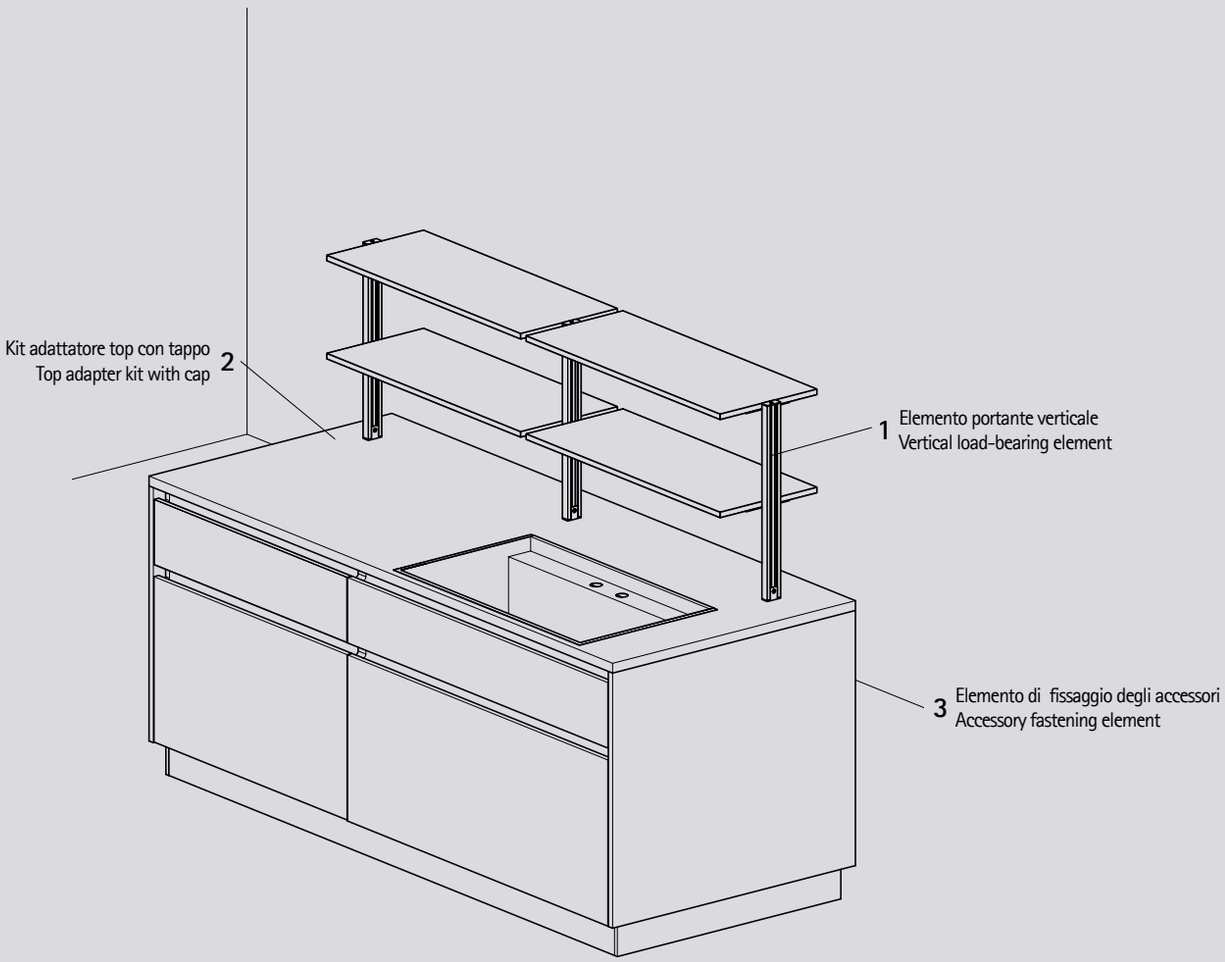

Composizione Stíli Phos sopra top

Per la composizione Stíli Phos sopra top sono necessari:
- Adattatore TOP
- Elemento di raccordo superiore a muro
- Elemento portante verticale

Il sistema modulare Stíli Phos, in un contesto residenziale, può essere impiegato come elemento sopra Top in modalità Free Standing per le aree penisola o, in modalità con connessione a muro, nelle aree sopra Top per le cucine a parete.
È possibile creare delle aree di divisione dello spazio con mensole in legno o vetro che permettono di sfruttare meglio i volumi disponibili. Il sistema di fissaggio al Top permette l'ancoraggio su vari spessori e materiali.

Stíli Phos composition above top

For the Stíli Phos composition above top you will need:
- TOP adapter
- Upper wall connection element
- Vertical load-bearing element

The Stíli Phos modular system, in a residential context, can be used as an element above the Top in Free Standing mode for peninsula areas or, in wall-connected mode, in the areas above the Top for wall kitchens.
it is possible to create space-dividing areas with wooden or glass shelves that allow you to make better use of the available volumes. The fixing system to the Top allows anchoring on various thicknesses and materials.

Finiture anodizzate
Anodised finishes



Alluminio anodizzato spazzolato nero
Black anodised brushed aluminium



Testa di moro spazzolata
Brown anodised brushed



Grigio oliva spazzolato
Olive grey brushed

Finiture verniciate
Painted finishes



Stardust
Stardust



Alluminio verniciato bianco opaco
Matt white varnished aluminium

Per una reale valutazione, contattare il nostro ufficio tecnico-commerciale.
For a more precise colour evaluation, please contact our technical-commercial department.

stili PHŌS



Kit profili Profiles kit

Profilo verticale strutturale chiuso Closed vertical structural profile



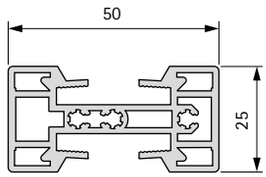

Code	L mm	m	kg	m
MNPVXLXX	5.200	41,6	45	41,6

Profilo verticale strutturale aperto Open vertical structural profile



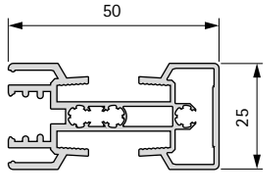

Code	L mm	m	kg	m
MNPVXX	4.800	38,4	40	38,4

Kit elemento di regolazione Adjustable element kit



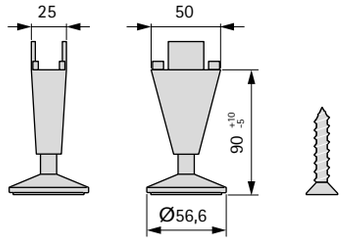

Code	H mm	pcs	kg	pcs
MGKT01ALXX	90	50	11	50
MGKT01PLXX	90	50	8	50

Kit elemento di regolazione Adjustable element kit



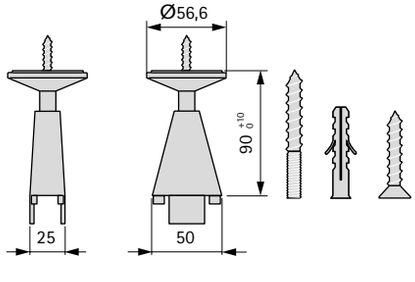

Code	H mm	pcs	kg	pcs
MGKT10ALXX	90	50	11	50
MGKT10PLXX	90	50	8	50

STILIPHOS

Kit profili Profiles kit

Elemento di raccordo superiore a muro Upper wall connection element



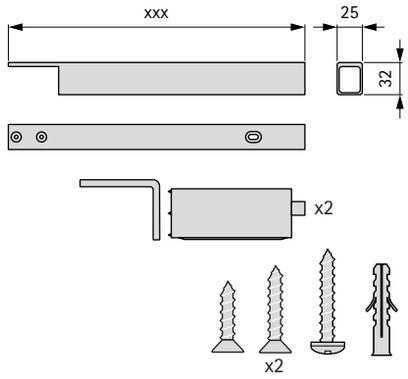

Code	mm	pcs	kg	pcs
MNKT05150XX	150	50	13	50
MNKT05220XX	220	50	15	50
MNKT05295XX	295	50	17	50
MNKT05320XX	320	50	19	50
MNKT05345XX	345	50	20	50

Kit per adatt. top con tappo Worktop kit with cap





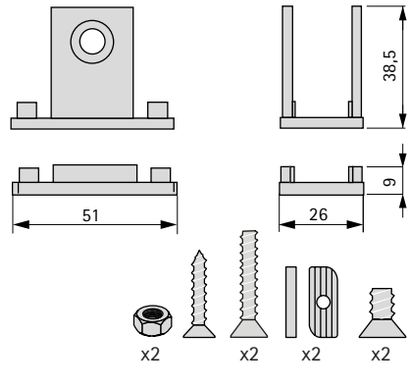

Code		pcs	kg	pcs
MNKT23XX	--	25	4	25

Adattatore TOP Worktop connection





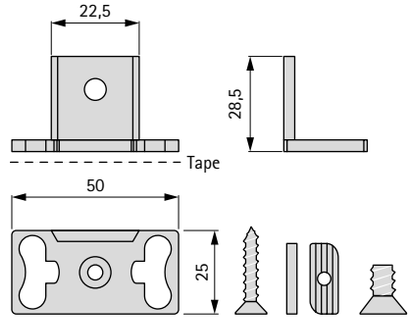

Code		pcs	kg	pcs
MNKT17PLXX	--	25	2	25

Finiture anodizzate / finishes anodised [FF]

09 **Anodizzato nero spazzolato**
Black brushed anodised

31 **Anodizzato grigio oliva spazzolato**
Olive grey brushed anodised

11 **Anodizzato testa di moro spazzolato**
Brown anodised brushed

59 **Grigio stardust**
Stardust gray

54 **Verniciato bianco opaco**
Matt white varnished

VOLPATO

STILIPHOS





Composizione Stíli Ellipse
Stíli Ellipse Composition



stiliELLIPSE



Sistema compositivo a parete/soffitto nuovi profili e svariate possibilità di utilizzo: in un'abitazione come libreria o cabina armadio o in una zona living come parete attrezzata. Utilizzabile in un contesto commerciale come scaffalatura o per archiviazione in un ufficio.
I montanti verticali sono ordinabili con o senza predisposizione per inserimento LED.
Compatibile con Stíli Phos supporti ripiani.

Wall/ceiling modular system with new profiles and multiple possibilities of use: as a bookcase, as a walk-in closet, or as a media wall in a living area. Suitable also for commercial contexts, such as shops, as shelving system or offices as documents storage space.
The vertical uprights can be supplied with or without LED insertion slot, on request.
Compatible with Stíli Phos shelf support.

Composizione Ellipse a soffitto
Ellipse floor to ceiling composition

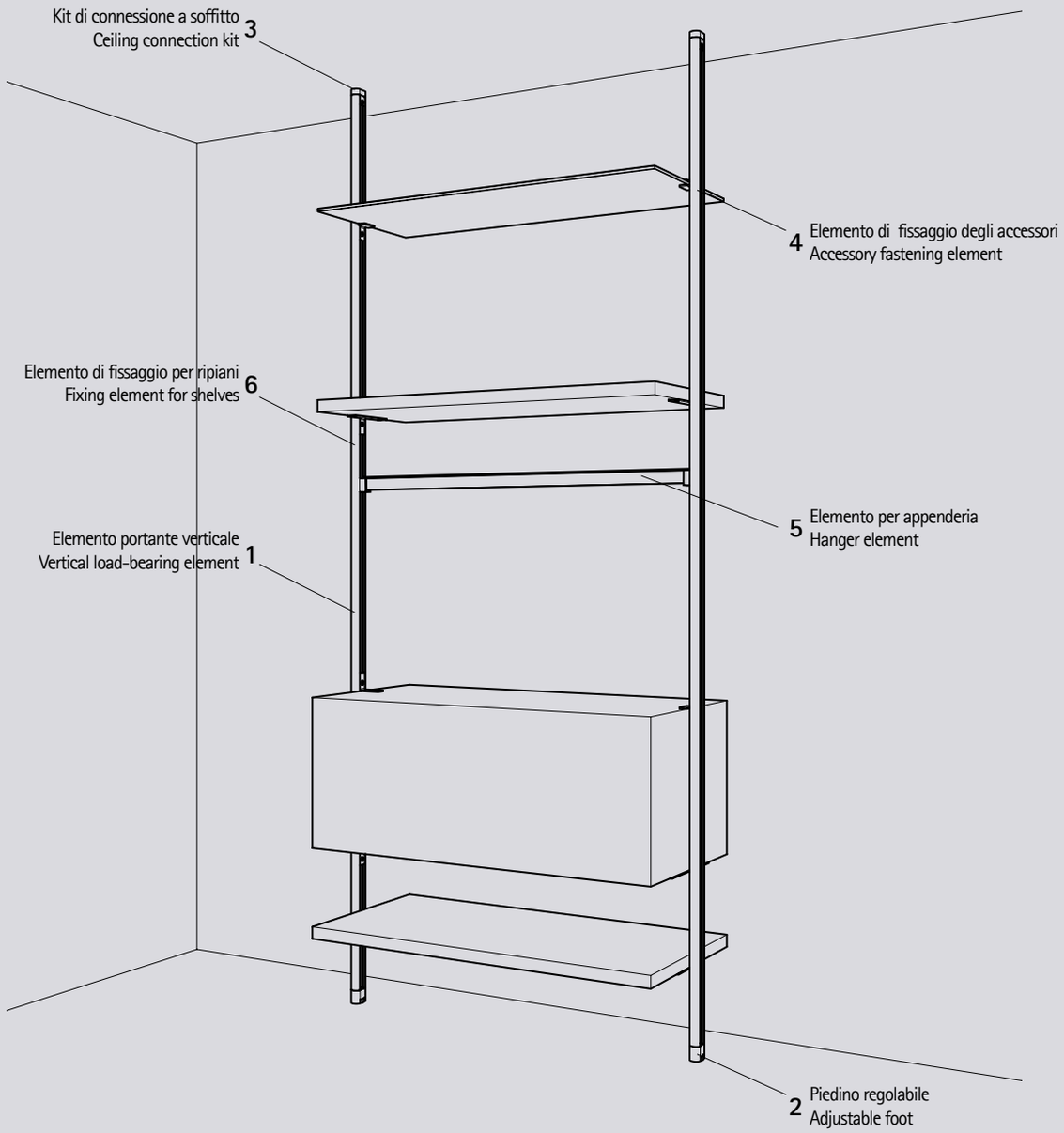

Composizione Ellipse a soffitto

Per la composizione Ellipse a soffitto sono necessari:
- Elemento portante verticale (profilo con diffusore LED)
- Piedino regolabile
- Kit connessione a soffitto
- Elementi di fissaggio degli accessori

Il sistema Ellipse a soffitto è utilizzabile sia nel contesto residenziale che nel contesto ufficio e contract.
In area notte è un'ottima soluzione per attrezzare la cabina armadio e nelle aree living può essere impiegato come parete attrezzata o sistema divisorio/filtro tra due ambienti.
L'elemento di rinforzo centrale utilizzato come collegamento dell'elemento portante verticale alla parete muraria serve a dare a tutta la struttura una maggiore rigidezza e solidità.

Ellipse Ceiling Composition

For the Ellipse ceiling composition you need:
- Vertical load-bearing element (profile with LED diffuser)
- Adjustable foot
- Ceiling connection kit
- Accessory fixing elements

The Ellipse ceiling system can be used in both residential and office and contract contexts.
In the sleeping area it is an excellent solution for equipping the walk-in closet and in the living areas it can be used as a fitted wall or a dividing/filter system between two rooms.
The central reinforcing element used as a connection of the vertical load-bearing element to the masonry wall serves to give the entire structure greater rigidity and solidity.

Composizione Ellipse a parete
Ellipse floor to wall composition

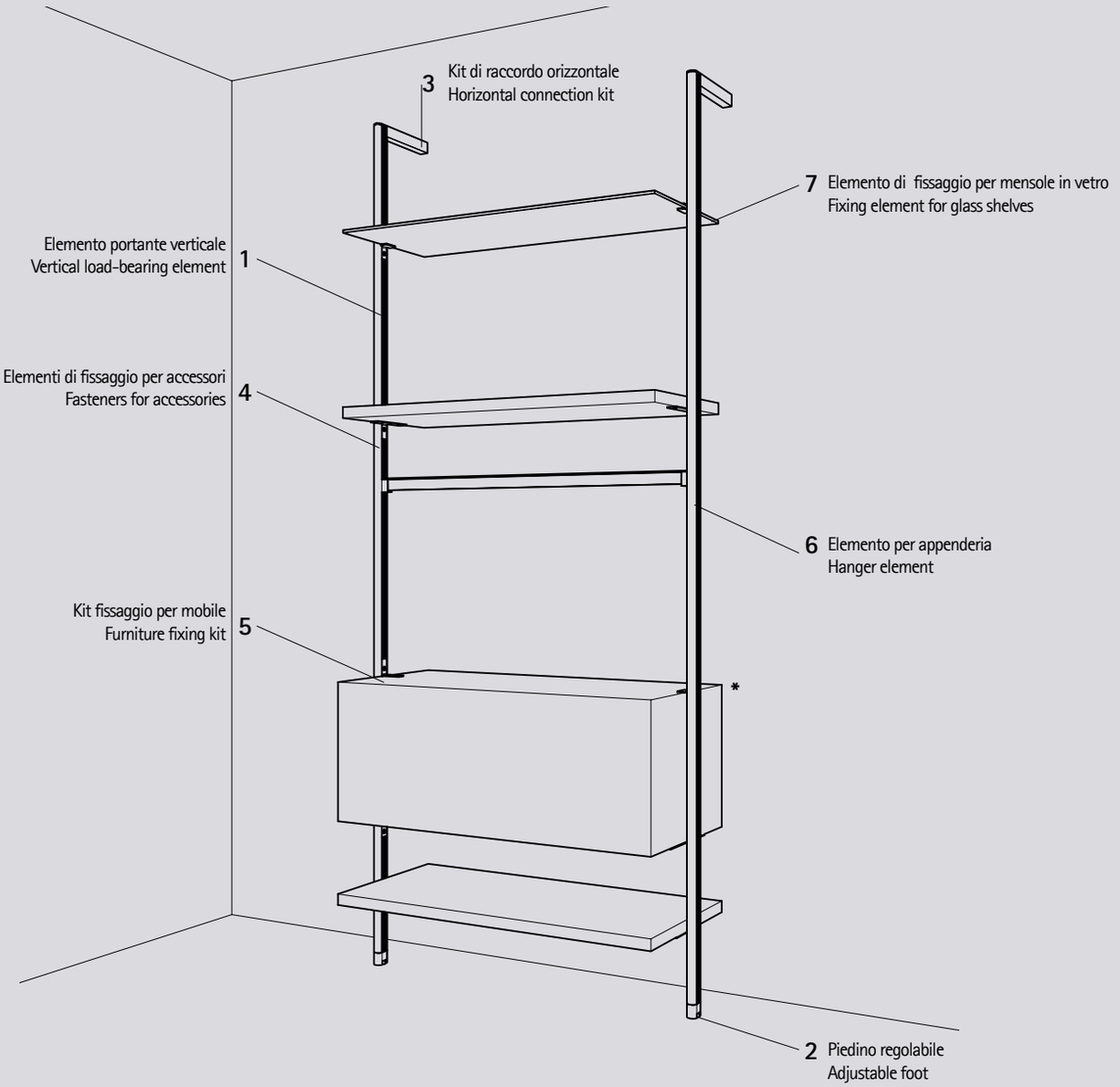

Composizione Ellipse a parete

Per la composizione Ellipse a parete sono necessari:
- Elemento Portante Verticale (profilo con diffusore LED)
- Piedino regolabile
- Kit di raccordo (standard/light)
- Elementi di fissaggio degli accessori

Il sistema Ellipse a parete è utilizzabile sia nel contesto residenziale che nel contesto ufficio e contract. In area notte è un'ottima soluzione per attrezzare la cabina armadio nelle aree living può essere impiegato come parete attrezzata o sistema divisorio/filtro tra due ambienti. In contesti commerciali o direzionali il sistema Ellipse a parete può essere impiegato come scaffalatura per esposizione prodotti (negozi) o per archiviazione documenti (uffici).
L'elemento di rinforzo centrale utilizzato come collegamento dell'elemento portante verticale alla parete muraria serve a dare a tutta la struttura una maggiore rigidezza e solidità.

Ellipse wall composition

The Ellipse wall composition requires:
- Vertical load-bearing element (profile with LED diffuser)
- Adjustable foot
- Connection kit (standard/light)
- Accessory fixing elements

The Ellipse wall system can be used in both residential and office and contract contexts. In the sleeping area it is an excellent solution for equipping the walk-in closet in the living areas it can be used as a fitted wall or a dividing/filter system between two rooms. In commercial or office contexts the Ellipse wall system can be used as a shelving unit for displaying products (shops) or for document storage (offices).
The central reinforcing element used as a connection of the vertical load-bearing element to the wall serves to give the entire structure greater rigidity and solidity.

* Il box contenitore deve essere sempre fissato al muro.
The storage box shall always be fixed to the wall.

Finiture Stíli Ellipse
Stíli Ellipse finishes

Anodizzate Anodised



Alluminio anodizzato spazzolato nero
Black anodised brushed aluminium



Nero Lucido
Glossy Black

Rivestito Legno
Finitura disponibile solo per i montanti

Wood-Coated Finish
Available for uprights only



Noce Canaletto
Canaletto walnut



Rovere
Oak

Per una reale valutazione, contattare il nostro ufficio tecnico-commerciale.
For a more precise colour evaluation, please contact our technical-commercial department.

stilIELLIPSE



stili ELLIPSE

Kit profili Profiles kit

Montante stili ELLIPSE chiuso stili ELLIPSE standard upright



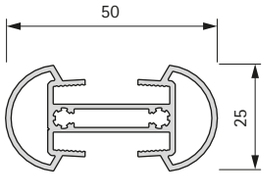

Code	L mm	m	kg	min
MBPVC19	4.800	38,4	40	38,4

Montante stili ELLIPSE aperto per inserimento LED stili ELLIPSE lighting upright



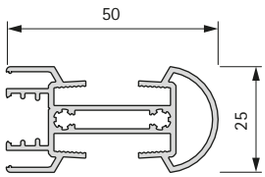

Code	L mm	m	kg	min
MBPVA19	4.800	38,4	38	38,4

Kit piedino Adjustable legs kit for standard upright



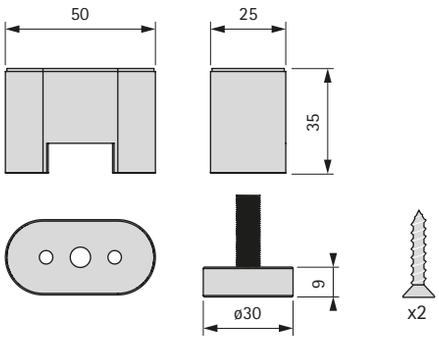

Code	pcs	kg	min
MBKTPVC01ALFF	25	5	25

Regolazione -0/+20mm
Adjustment -0/+20mm

Kit piedino light Adjustable legs kit for lighting upright



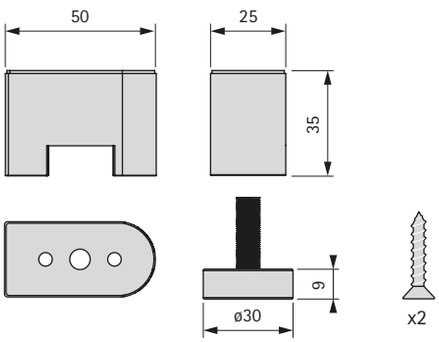

Code	pcs	kg	min
MBKTPVA01ALFF	25	5	25

Regolazione -0/+20mm
Adjustment -0/+20mm

Kit profili Profiles kit

Kit connessione a soffitto Ceiling fixing accessories kit



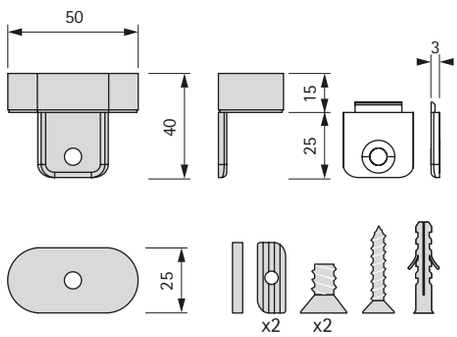

Code	pcs	kg	min
MBKTPVC10ALFF	25	5	25

Kit connessione a soffitto light
Ceiling fixing accessories kit for lighting upright



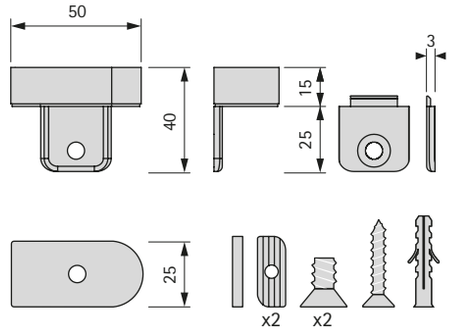

Code	pcs	kg	min
MBKTPVA10ALFF	25	5	25

Kit fissaggio a parete palo aperto Kit upper wall connection element with lighting upright



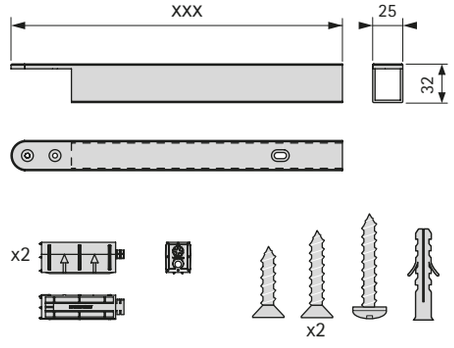

Code	mm	pcs	kg	min
MBKTA05 150 FF	150	25	6,5	25
MBKTA05 220 FF	220	25	6,5	25
MBKTA05 295 FF	295	25	6,5	25
MBKTA05 320 FF	320	25	6,5	25
MBKTA05 345 FF	345	25	6,5	25

Kit fissaggio a parete palo chiuso Kit upper wall connection element with standard upright



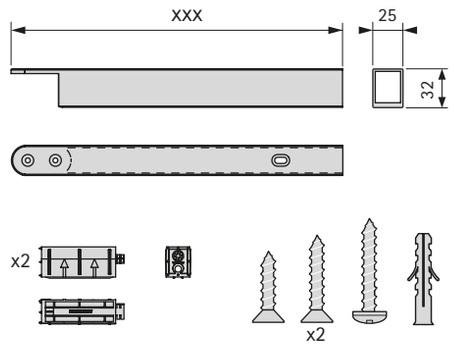

Code	mm	pcs	kg	min
MBKTC05 150 FF	150	25	6,5	25
MBKTC05 220 FF	220	25	6,5	25
MBKTC05 295 FF	295	25	6,5	25
MBKTC05 320 FF	320	25	6,5	25
MBKTC05 345 FF	345	25	6,5	25

stiliELLIPSE



Fissaggio a parete palo luminoso – Wall fixing for lighting upright



Fissaggio a parete palo chiuso – Wall fixing for standard upright



Particolare luce palo luminoso – Light detail for lighting upright



Fissaggio a soffitto – Ceiling fixing



Piedino – Standard adjustable leg



Piedino per luce – Lighting upright adjustable leg

STILIPHOS STILIELLIPSE Kit accessori Accessories kit

Schermo diffusore LED LED shield



Code	mm	pcs	kg	pcs
MNSLP2800	2.800	28	2,5	28

Elemento di raccordo intermedio a muro Mid wall connection element

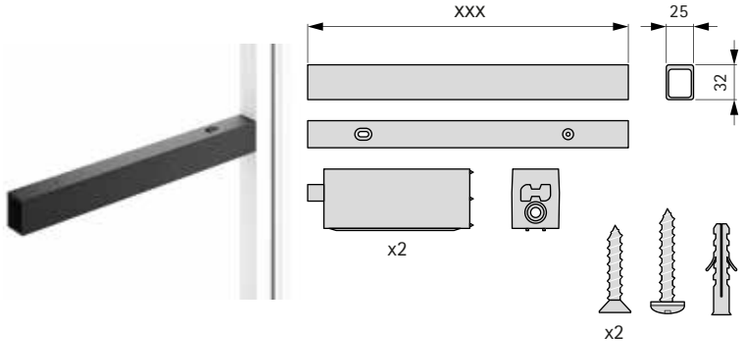

Code	mm	pcs	kg	pcs
MGKT06170XX	170	50	10	50
MGKT06245XX	245	50	12	50
MGKT06295XX	295	50	12	50

Elemento per appenderia con guarnizione Element for hangers with gasket

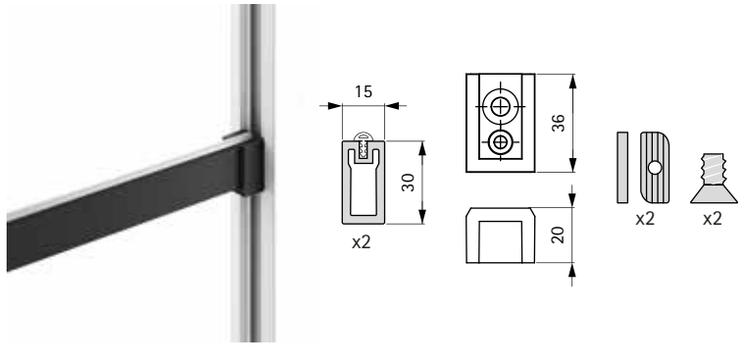

Code	mm	pcs	kg	pcs
MNKT020600XX	60/90/120	10	4	10
MNKT020900XX	60/90/120	10	6	10
MNKT021200XX	60/90/120	10	8	10

Tubo per appenderia con guarnizione Tube for hangers with gasket



Code	mm	pcs	kg	m
MGTAXLXX	4.800	48	35	48

Kit accessori per appenderia Hangers accessories kit

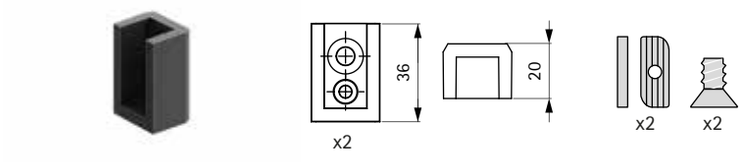

Code	mm	pcs	kg	pcs
MNKT02AXX	--	25	0,5	25

STILIPHOS STILIELLIPSE Kit accessori Accessories kit

Elemento di fissaggio per mensole in legno Fixing element for wooden shelves



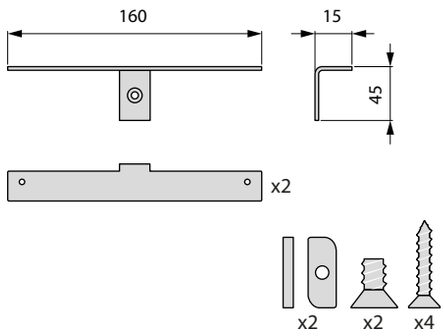

Code	L mm	pcs	kg	pcs
MNKT03XX	160	25	7	25

Elemento di fissaggio per mensole in vetro Fixing element for glass shelves



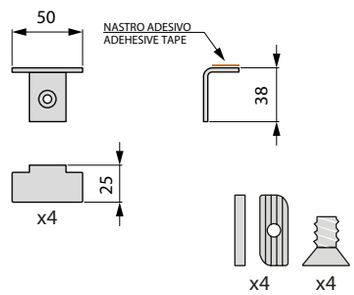

Code	L	pcs	kg	pcs
MNKT04XX	50	25	4	25

Elemento di fissaggio per mensole Fixing element for shelves



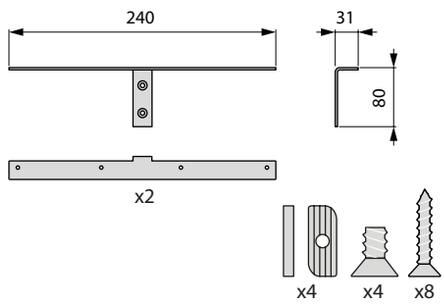

Code	L	pcs	kg	pcs
MNKT16XX	240	25	4	25

Kit cassettiera Drawer unit kit



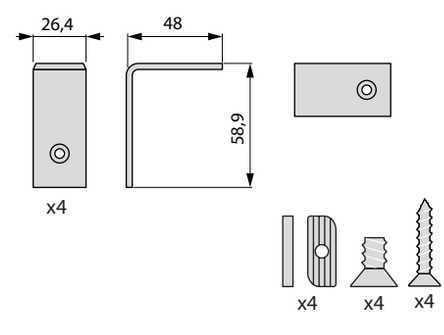

Code	L	pcs	kg	pcs
MN/KT18XX	--	25	4	25

Da usare solo quando la cassettiera è agganciata al muro con apposite ferramenta.
To be used only when the chest of drawers is attached to the wall with appropriate hardware.

STILIPHOS STILIELLIPSE Kit accessori Accessories kit

Supporto mensola intermedio (per ripiani 16mm) Mid fixing element for shelf (For shelves 16mm)



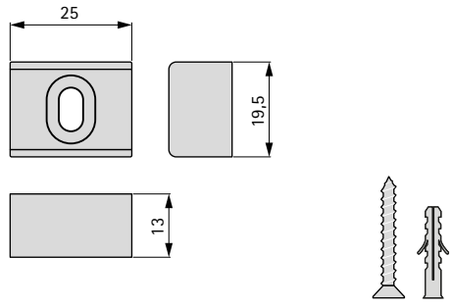

Code	L	pcs	kg	pcs
MNKT19PLXX	25	25	2	25

Kit staffa scarpiera Shoe rack fixing element



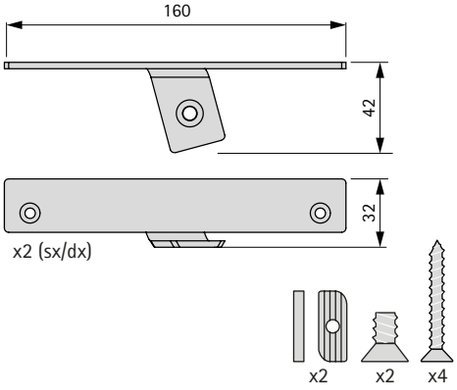

Code	L	pcs	kg	pcs
MNKT11XX	160	25	4	25

Kit staffa cassettiera (alluminio grezzo) Drawer fixing element (raw aluminium)



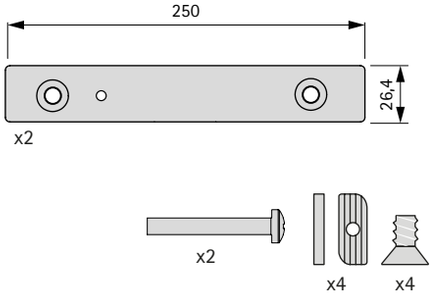

Code	L	pcs	kg	pcs
MNKT20XX	--	25	4	25

Da usare in combinazione con code MNKT22xx.
To be used in combination with code MNKT22xx.

Kit cassettiera Kit drawer



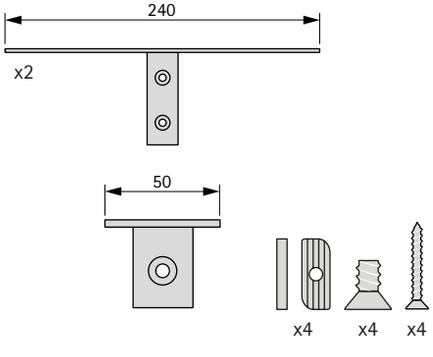

Code	L	pcs	kg	pcs
MNKT22XX	--	25	4	25

Per fissare la cassettiera senza squadretta superiore abbinare MNKT20.
For drawer installation without upper bracket, please use MNKT20.

STILIPHOS STILIELLIPSE Kit accessori Accessories kit

Elemento di fissaggio per telai Frame connection element



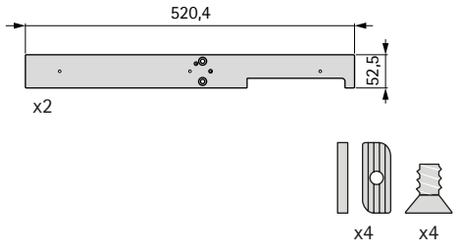

Code	L	pcs	kg	pcs
MNKT13XX	520	25	4	25

Elemento di raccordo per sistemi appendiabiti saliscendi Wardrobe lift connection element



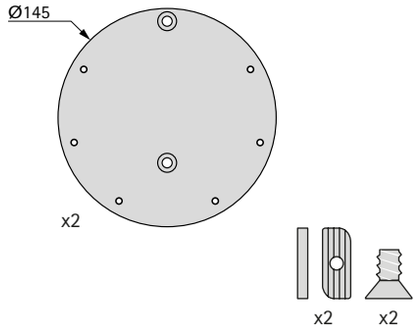

Code	L	pcs	kg	pcs
MNKT14XX	145	25	4	25

STILIPHŌS STILIELLIPSE **Ripiani** Shelves



STILIPHOS STILIELLIPSE Ripiani Shelves

Ripiano A / Shelf A

Telaio alluminio+ripiano in vetro con supporti laterali avvitati.
Aluminium frame+glass shelf with screwed lateral supports.



Sez. A – A'

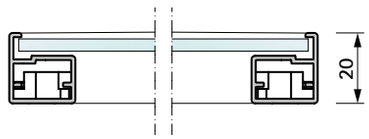

Code	LxP mm	pcs	kg	min
PPA450PPPFFW	(340/450) x 450	1	2,5	5
PPA600PPPFFW	(340/450) x 600	1	3	5
RPA900PPPFFW	(340/450) x 900	1	4,5	5
RPAC00PPPFFW	(340/450) x 1.200	1	6	5

Ripiano con predisposizione per inserimento led / Shelf with led insertion slot

Telaio alluminio+ripiano in vetro con supporti laterali avvitati.
Aluminium frame+glass shelf with screwed lateral supports.

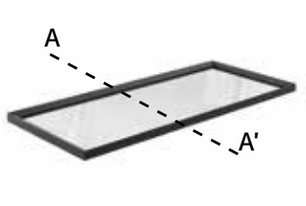

Sez. A – A'

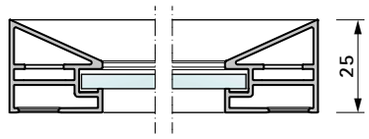

Code	LxP mm	pcs	kg	min
RPC450PPPFFW	(340/450) x 450	1	2,5	5
RPC600PPPFFW	(340/450) x 600	1	3	5
RPC900PPPFFW	(340/450) x 900	1	4,5	5
RPCC00PPPFFW	(340/450) x 1.200	1	6	5

Finiture / finishes [FF]



Anodizzato nero spazzolato
Black brushed anodised



Anodizzato grigio oliva spazzolato
Olive grey brushed anodised

Finiture vetro / glass finishes [VV]



Trasparente extrachiaro
Extra clear transparent



Dark grey
Dark grey

Ripiano B / Shelf B

Lamiera verniciata con supporti dotati di adesivo strutturale (sistema certificato Catas).
Painted steel sheet with supports provided with structural adhesive (Catas certified system).

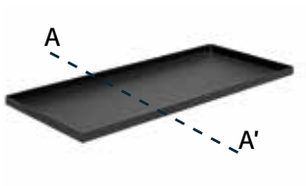

Sez. A – A'

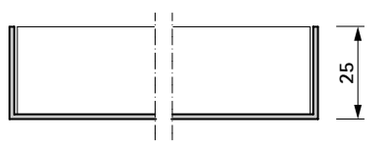

Code	LxP mm	pcs	kg	min
RPB450PPPFFW	(340/450) x 450	1	2	5
RPB600PPPFFW	(340/450) x 600	1	2,5	5
RPB900PPPFFW	(340/450) x 900	1	4	5
RPBC00PPPFFW	(340/450) x 1.200	1	5	5

Integrabile con tappetino 32R* a misura rifilato
Can be integrated, with a custom-cut mat

Finiture / finishes [FF]



Verniciato nero
Black varnished



Verniciato bianco opaco
Matt white varnished

Composizione Cyclos
Cyclos Composition



CYCLOS



Sistema compositivo a parete/soffitto con profili circolari, utilizzabile in un contesto residenziale o in un contesto commerciale.
I montanti verticali sono ordinabili con o senza predisposizione per inserimento LED.

Wall\ceiling modular system with circular profiles, it can be both suitable for residential and in commercial contexts.
The vertical uprights can be supplied with or without LED insertion slot, on request.

Composizione Cyclos a soffitto
Cyclos floor to ceiling composition

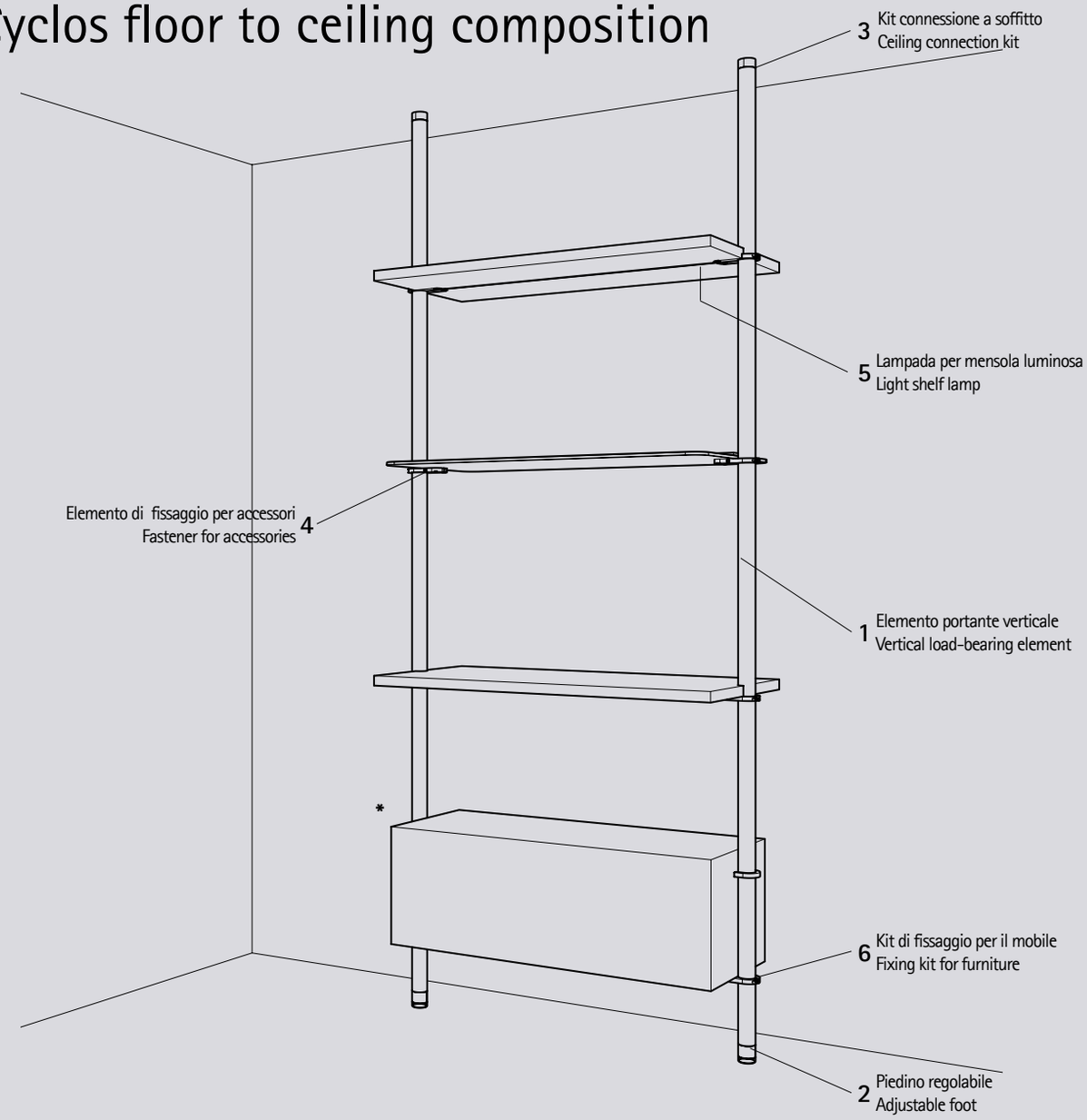

Composizione Cyclos a soffitto

Per la composizione Cyclos a soffitto sono necessari:
- Elemento Portante Verticale (con sede led per illuminazione verticale o ai ripiani)
- Piedino regolabile
- Kit connessione a soffitto
- Elementi di Fissaggio degli accessori

Il sistema Cyclos a soffitto è utilizzabile sia nel contesto residenziale che nel contesto ufficio e contract. In area notte rappresenta un'ottima soluzione per attrezzare la cabina armadio e nelle aree living può essere impiegato come parete attrezzata o sistema divisorio/filtro tra due ambienti. In contesti commerciali o direzionali il sistema Cyclos a sof- può essere impiegato come scaffalatura per esposizione prodotti (negozi) o per archiviazione documenti (uffici).
È disponibile nella versione con piani luminosi o con struttura retro illuminata.

Cyclos ceiling composition

For the Cyclos ceiling composition you need:
- Vertical Load-bearing Element (with LED seat for vertical lighting or on the shelves)
- Adjustable foot
- Ceiling connection kit
- Accessory fixing elements

The Cyclos wall system can be used in both residential and office and contract contexts. In the sleeping area it represents an excellent solution for equipping the walk-in closet and in the living areas it can be used as a fitted wall or a dividing/filter system between two rooms. In commercial or office contexts the Cyclos wall system can be used as a shelving unit for displaying products (shops) or for document storage (offices).
it is available in the version with illuminated shelves or with a backlit structure.

* Il box contenitore deve essere sempre fissato al muro.
The storage box shall always be fixed to the wall.

Composizione Cyclos a parete
Cyclos floor to wall composition

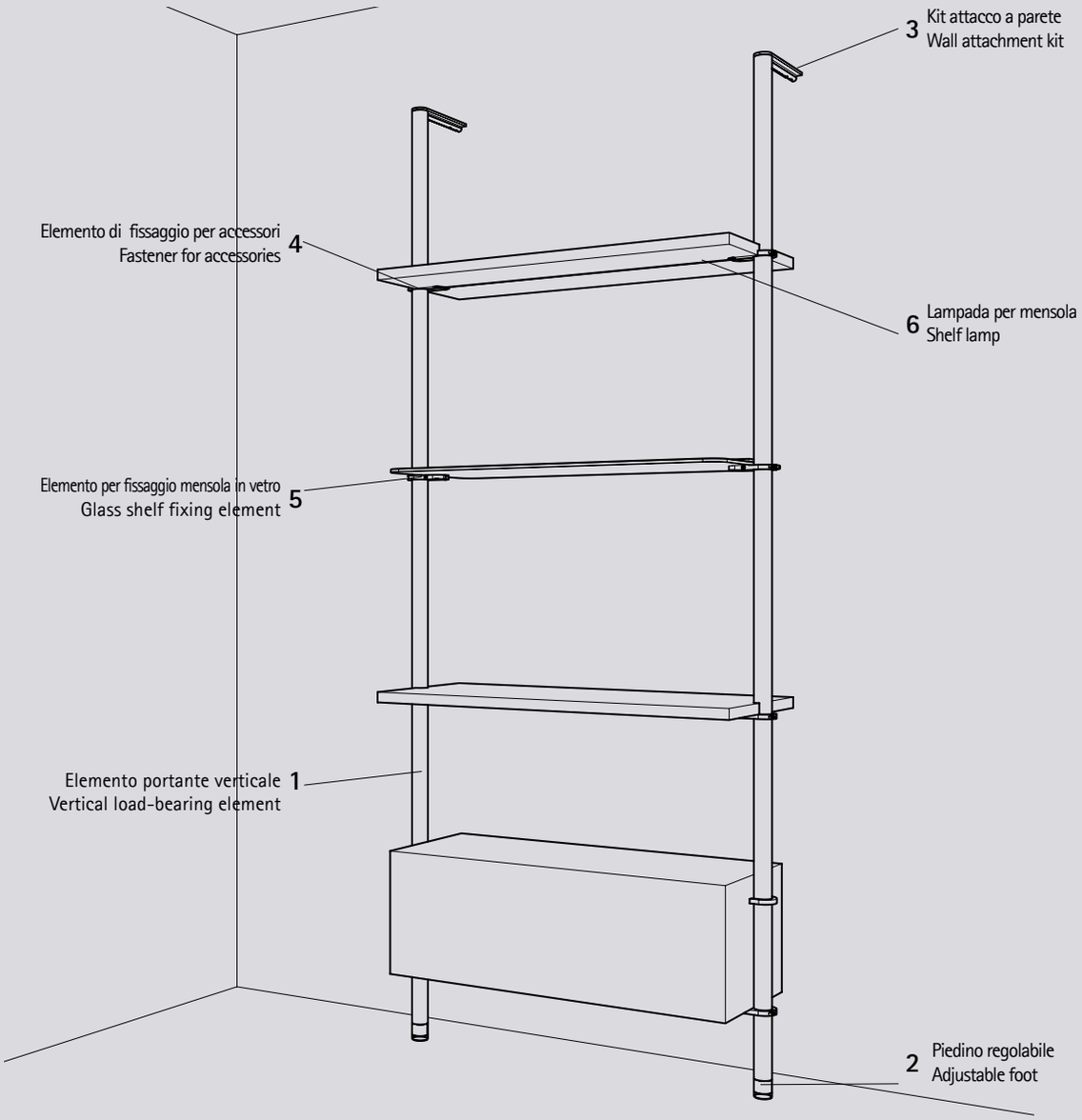

Composizione Cyclos a parete

Per la composizione Cyclos a parete sono necessari:
- Elemento Portante Verticale (con sede led per illuminazione verticale o ai ripiani)
- Piedino regolabile
- Kit attacco a parete
- Elementi di Fissaggio degli accessori

Il sistema Cyclos a parete è utilizzabile sia nel contesto residenziale che nel contesto ufficio e contract. In area notte è un'ottima soluzione per attrezzare la cabina armadio nelle aree living può essere impiegato come parete attrezzata o sistema divisorio/filtro tra due ambienti. In contesti commerciali o direzionali il sistema Cyclos a parete può essere impiegato come scaffalatura per esposizione prodotti (negozi) o per archiviazione documenti (uffici). L'elemento di rinforzo centrale utilizzato come collegamento dell'elemento portante verticale alla parete muraria serve a dare a tutta la struttura una maggiore rigidezza e solidità.
È disponibile nella versione con piani luminosi o con struttura retro illuminata.

Cyclos wall composition

For the Cyclos wall composition you need:
- Vertical Load-bearing Element (with LED seat for vertical lighting or on the shelves)
- Adjustable foot
- Wall attachment kit
- Accessory fixing elements

The Cyclos wall system can be used in both residential and office and contract contexts. In the sleeping area it is an excellent solution for equipping the walk-in closet in the living areas it can be used as a fitted wall or a dividing/filter system between two rooms. In commercial or office contexts the Cyclos wall system can be used as a shelving unit for product display (shops) or for document storage (offices). The central reinforcement element used as a connection of the vertical load-bearing element to the wall serves to give the entire structure greater rigidity and solidity. It is available in the version with illuminated shelves or with a backlit structure.

Finiture Cyclos
Cyclos finishes

Rivestito Legno
Finitura disponibile solo per i montanti
Wood-Coated Finish
Available for uprights only



Noce Canaletto
Canaletto walnut



Rovere
Oak

Anodizzate
Anodised



Alluminio anodizzato spazzolato nero
Black anodised brushed aluminium



Nero Lucido
Glossy Black

Rivestito Pelle
Finitura disponibile solo per i montanti
Leather-Coated Finish
Available for uprights only



Pelle avorio
Ivory leather



Pelle nera
Black leather

Per una reale valutazione, contattare il nostro ufficio tecnico-commerciale.
For a more precise colour evaluation, please contact our technical-commercial department.

CYCLOS



CYCLOS Kit profili Profiles kit

Montante Cyclos Cyclos standard upright





Code	L mm	m	kg	m
MCPVA	3.100	24,8	40	24,8

Kit piedino Adjustable legs kit for standard upright



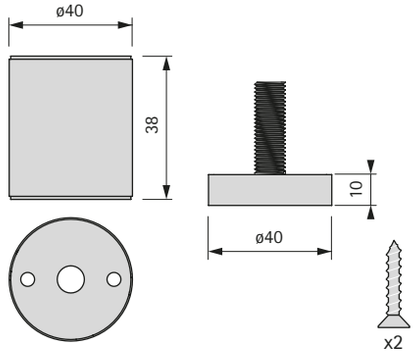

Code	pcs	kg	min
MCKT01	25	5	25

Kit connessione a soffitto Ceiling fixing accesories kit



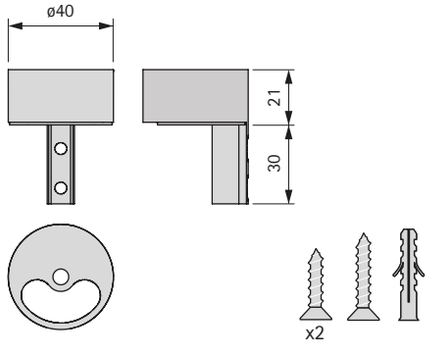

Code	pcs	kg	min
MCKT10	25	5	25

CYCLOS Kit profili Profiles kit

Kit attacco parete con traverso passacavo
Wall connection kit with cable entry post



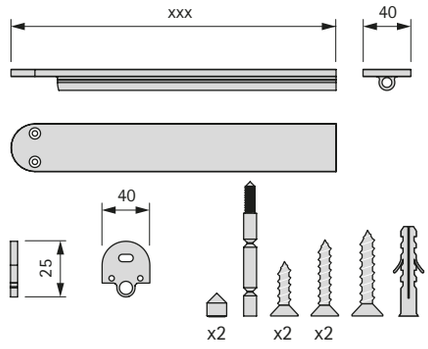

Code	mm	pcs	kg	min
MCKT05 150	150	25	5	25
MCKT05 220	220	25	5	25
MCKT05 295	295	25	5	25
MCKT05 320	320	25	5	25
MCKT05 345	345	25	5	25

A) **Versione non cablabile** Not wireable version
B) **Versione cablabile** Wireable version

Kit morsetto centrale Central clamp kit



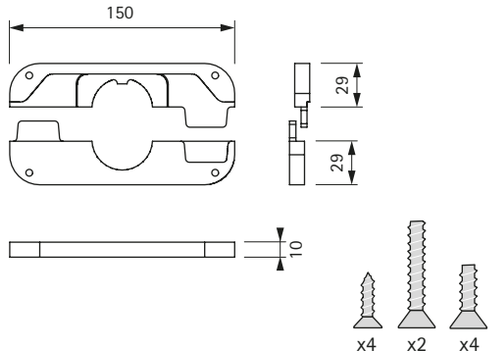

Code	pcs	kg	min
MCKT02	25	5	25

Kit morsetto terminale dx Right end clamp kit



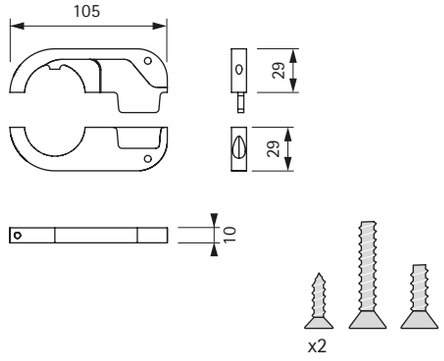

Code	pcs	kg	min
MCKT04	25	5	25

Kit morsetto terminale sx Left end clamp kit



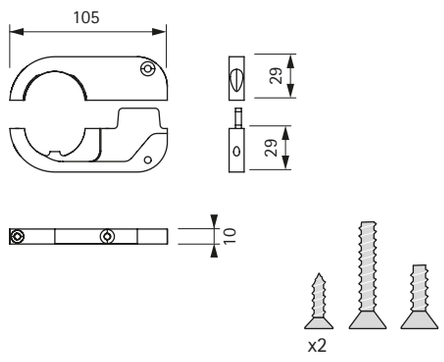

Code	pcs	kg	min
MCKT03	25	5	25

CYCLOS Kit profili Profiles kit

Kit morsetto centrale mobile Central movable clamp kit

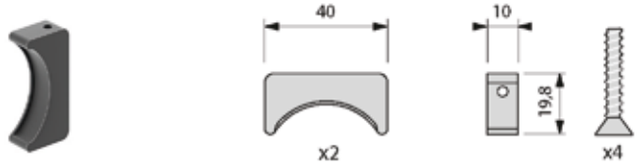

Code	pcs	kg	min
MCKT06	25	5	25

Kit morsetto esterno mobile External movable clamp kit

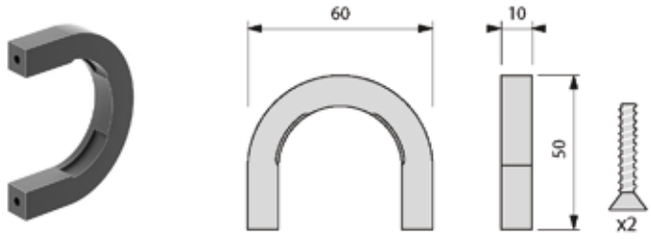

Code	pcs	kg	min
MCKT07	25	5	25

Staffa per mensola in vetro Glass shelf plate

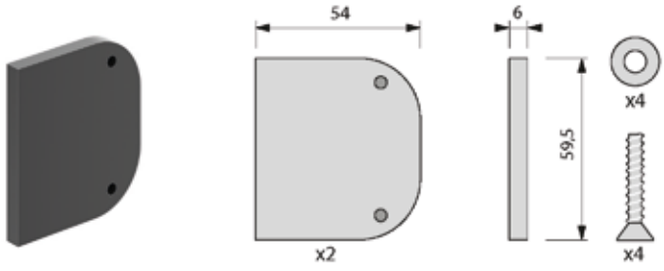

Code	pcs	kg	min
MCKT12	10	3	10

Diffusore LED LED screen / Cover nera Cover black



Code	mm	pcs	kg	min
MGSLP3000	3.000	200	12	-



Code	mm	pcs	kg	min
MCSLP3000NR	3.000	200	12	-

CYCLOS Sistemi di cablaggio Cabling systems

SISTEMA DI CABLAGGIO STRIP LED CYCLOS

Opzione cablaggio 1 80LMCS3000+80LMC0009 fino a 8 strip lead su 1alimentatore
Opzione cablaggio 2 80LMCS3000+80LMC0008 1 strip led su 1 alimentatore

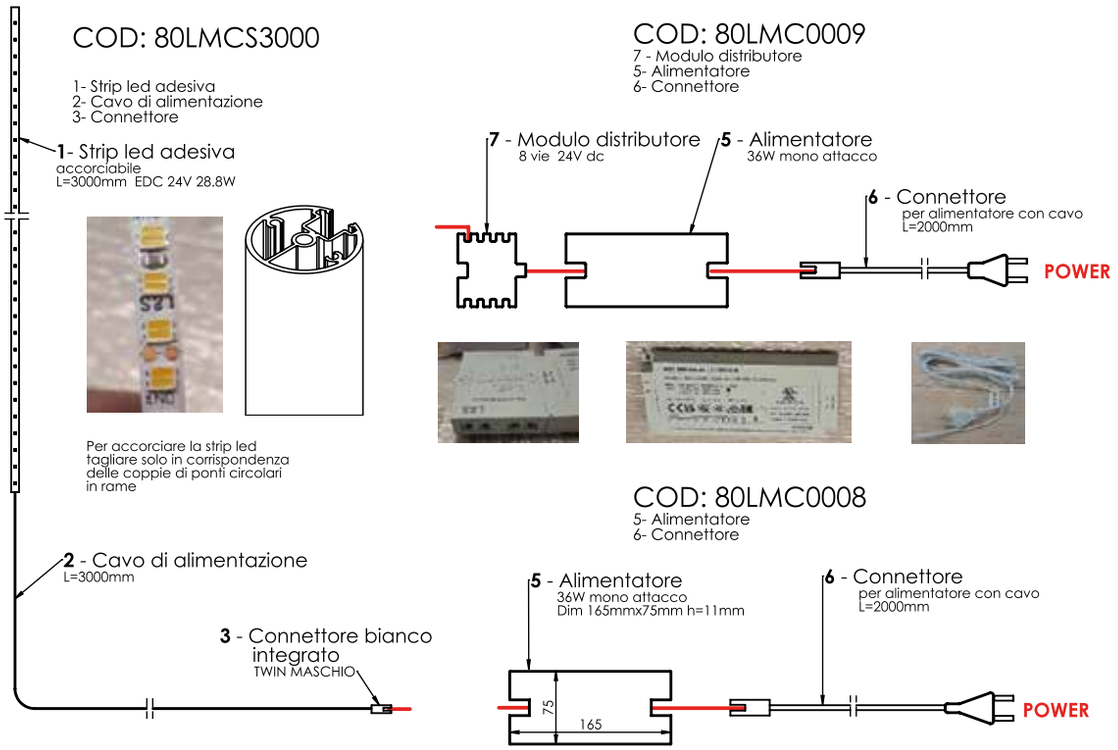

SISTEMA DI CABLAGGIO RIPIANI CYCLOS (cod 80LMCB2000+ cod 80LMC0010 + cod lampada)

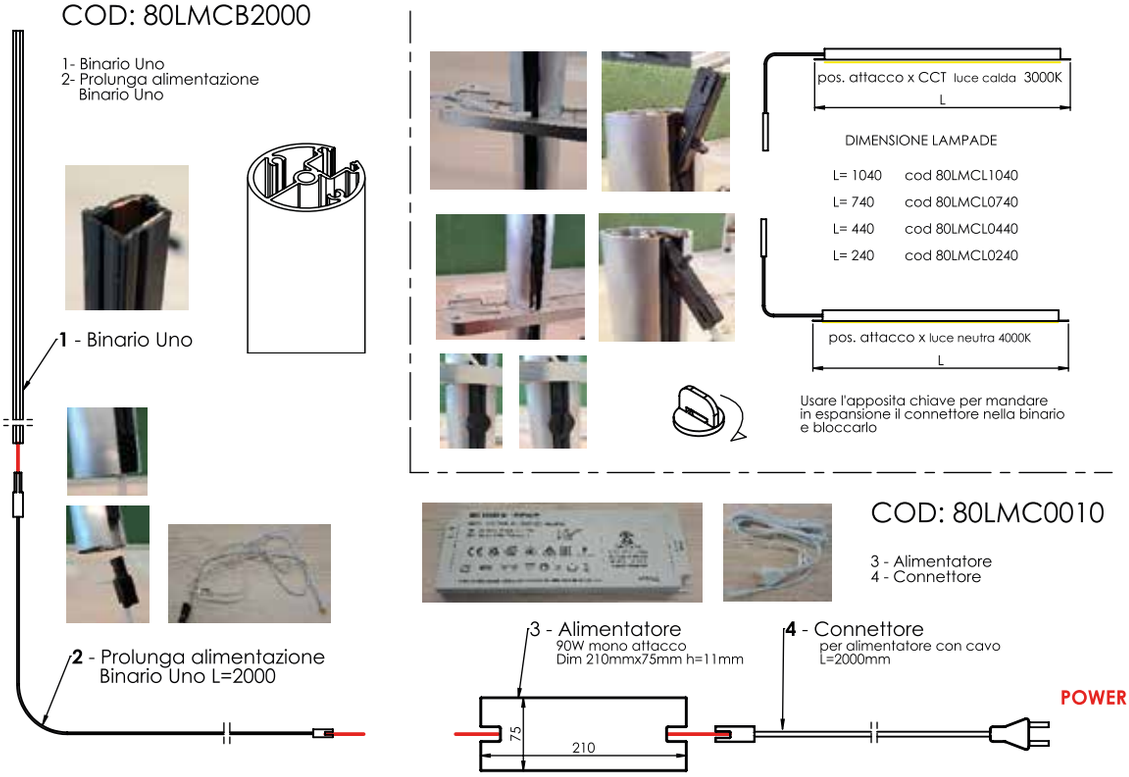

CYCLOS Bridge

Montante Cyclos
Cyclos standard upright

Code	mm	m	kg	m
MCPVA	3.100	24,8	40	24,8



Kit base
Base kit

Code	m	kg	m
MCKT13	10	0,5	10

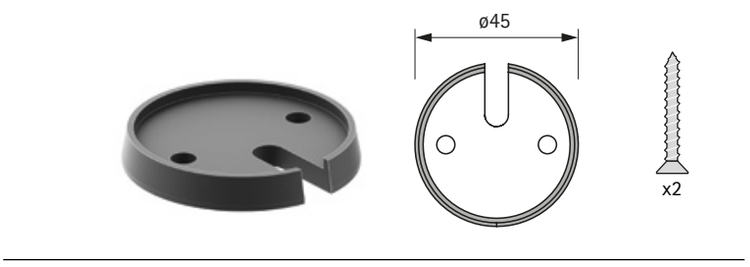

Kit unione traverso-montante
Crosspiece-upright connection kit

Code	mm	m	kg	m
MCKT14	1.100	10	3	10

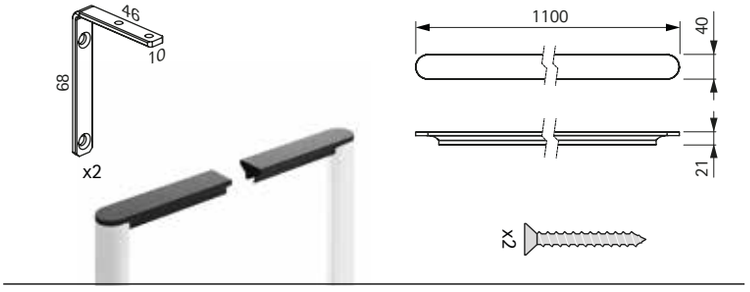

Kit unione traverso-montante PLUS
Crosspiece-upright connection kit PLUS

Code	mm	m	kg	m
MCKT15	1.100	10	3	10

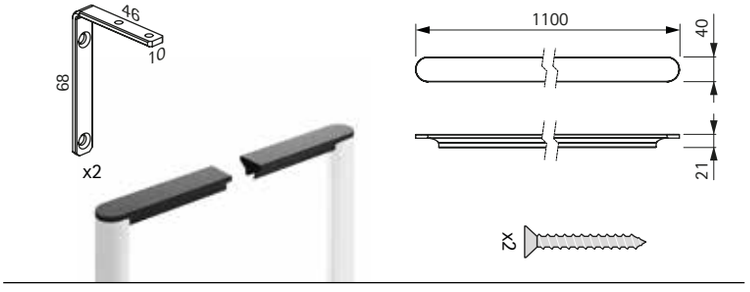

Kit unione traverso inferiore
Free vertical profile

Code	mm	m	kg	m
MCKT16	1.100	10	3	10



Guarnizione vetro
Glass gasket

Code	mm	m	kg	m
MCGV3000	3.000	200	12	200



CYCLOS Bridge

Kit gancio
Clip



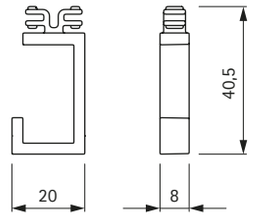

Code	pcs	kg	min
MLKT02XX	24,8	325	100



Kit porta bicchieri
Glass holder

Code	L mm	pcs	kg	m
MLKT07XX	570	10	0,9	10



Kit porta rotolo
Roll holder

Code	mm	m	kg	m
MLKT08XX	256	10	200	10

Kit porta tablet
Tablet holder



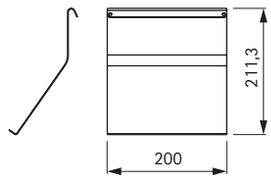

Code	pcs	kg	min
MLKT06XX	10	0,55	10

Diffusore LED
LED screen



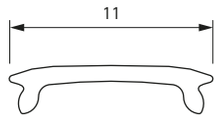

Code	L mm	pcs	kg	min
MGSLP3000	3.000	200	12	200

Cover nera
Cyclos standard upright



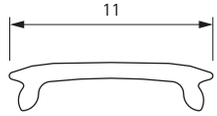

Code	L mm	pcs	kg	min
MCSLP3000NR	3.000	200	12	200

Diffusore
screen

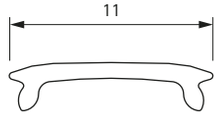

Code	L mm	pcs	kg	min
MGLLP3000	3.000	200	12	–

Diffusore
screen

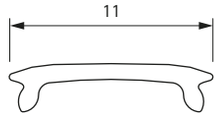

Code	L mm	pcs	kg	min
MGLLP3000NR	3.000	200	12	–

Finiture
finishes [FF]



Nero Lucido
Glossy Black

CYCLOS Bridge



Luce su 3 lati senza vetro
Light on three sides without glass



Luce sopra senza vetro
Light only above without glass



Luce laterale senza vetro
Side light without glass



Luce su 3 lati con vetro
Three sided light with glass



Luce sopra con vetro
Light above with glass



Luce laterale con vetro
Side light with glass

Sistema Cyclos bridge con accessori applicati
Cyclos bridge system with attached accessories



Composizione Linea Top, Linea Free, Linea Wall
Linea Top, Linea Free, Linea Wall composition



LINEA



Il nuovo prodotto Volpato per la casa.
È caratterizzato da 3 aspetti fondamentali che lo contraddistingono.

Eleganza
Non sono presenti forature e viti in vista.

Semplicità
Montaggio estremamente rapido ed intuitivo.

Flessibilità
Capacità di adattarsi a più situazioni diverse fra loro.

Linea può essere utilizzato come arredo di complemento alla cucina nella sua versione LINEA Top o LINEA Free, ma anche come arredo indipendente nella versione LINEA Wall.

Estremamente facile e intuitivo nelle operazioni di montaggio, affianca a queste caratteristiche una grande capacità di adattarsi a varie situazioni.

Tutti i sistemi Linea sono coperti da tutela brevettuale.

The new product by Volpato for your home.
3 fundamental aspects characterize it.

Elegance
No visible holes or screws.

Simplicity
Extremely quick and intuitive assembly.

Flexibility
Adaptability to several different uses and solutions.

Linea can be used as a complement in its version LINEA Top or LINEA Free, but also as independent in its version LINEA Wall.

Extremely easy and intuitive in assembly operations, the system combines these features with a great ability to adapt to various situations.

All Linea systems are covered by patent protection.



LINEA top



LINEA free



LINEA wall

Sistema di fissaggio a parete
Wall fixing system

Esploso exploded

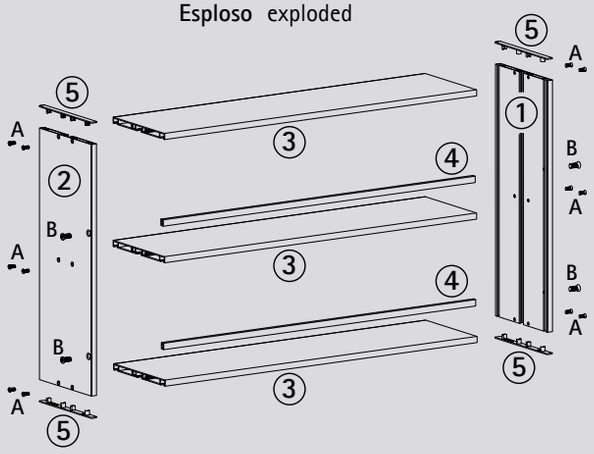

1. cod. MLPVFxx dx – Profilo verticale dx
2. cod. MLPVFxx sx – Profilo verticale sx
3. cod. MLPRFxx dx – Profilo ripiano
4. cod. MLPFxx – Profilo frontale
5. cod. 8555ML11xx – Tappo versione corta

A. cod. 8507206 Viti TPS M3x12
B. cod. 8507207 Viti TPS M4x12

Step 2

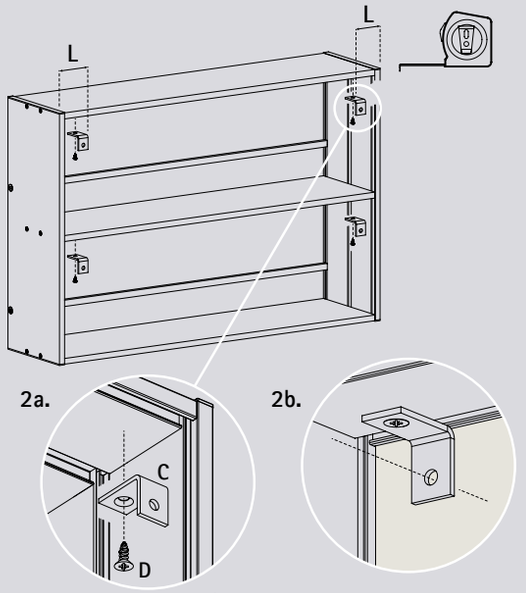

2a. **avvitare a distanza idonea, 2/4 staffe a L (C) alla struttura Linea con una vite TC 3,5x6,5 (D).**
Screw 2/4 L-shaped brackets (C) to the Linea structure at the most suitable distance with screw TC 3,5x6,5 (D)

2b. **Fissare la composizione LINEA a parete usando tassello-vite (a carico dell'installatore) che più si ritiene idoneo in funzione della superficie di appoggio.**
Fix the LINEA composition to the wall using the assembly dowel-screw that is deemed most suitable based on the support surface.
Screws and anchors are the responsibility of the installer.

Sistema di fissaggio a top
Top fixing system

Esploso exploded

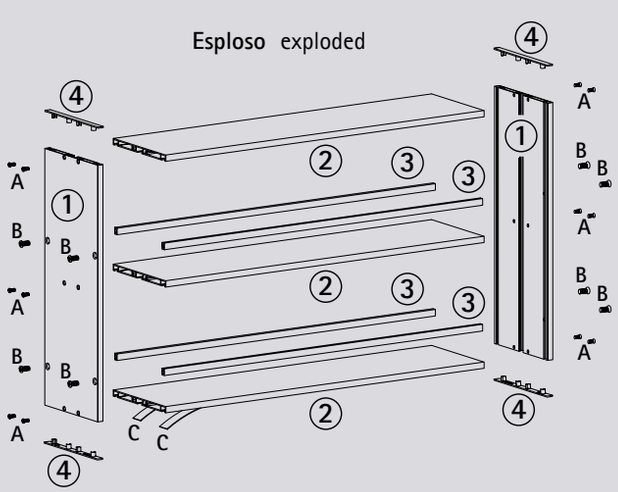

1. cod. MLPVFxx dx – Profilo verticale dx
2. cod. MLPRFxx dx – Profilo ripiano
3. cod. MLPFxx – Profilo frontale
4. cod. 8555ML11xx – Tappo versione corta

A. cod. 8507206 Viti TPS M3x12
B. cod. 8507207 Viti TPS M4x12
C. cod. 93720 Biadesivo L. 19

Step 1

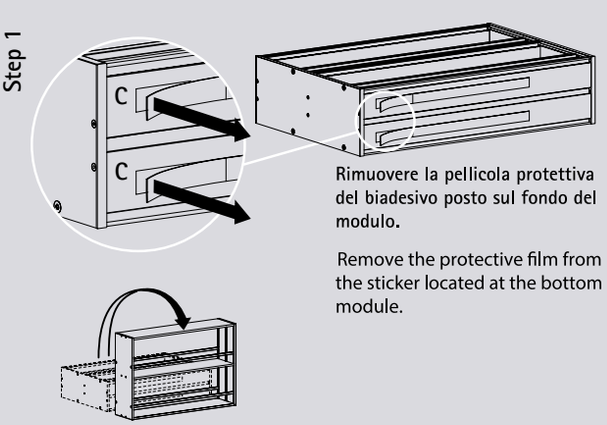

Rimuovere la pellicola protettiva del biadesivo posto sul fondo del modulo.

Remove the protective film from the sticker located at the bottom module.

Step 2

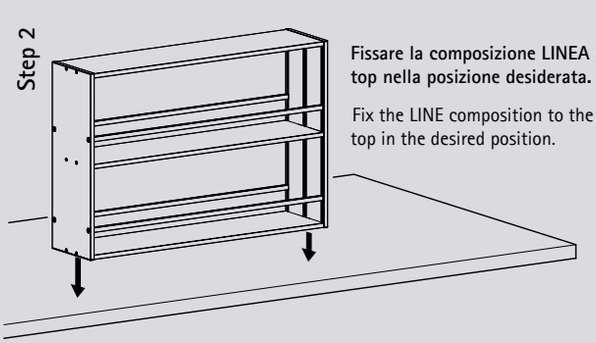

Fissare la composizione LINEA al top nella posizione desiderata.

Fix the LINE composition to the top in the desired position.

Elementi Sistema modulare Linea
Linea modular Shelving System

Profilo verticale linea Free Free vertical profile

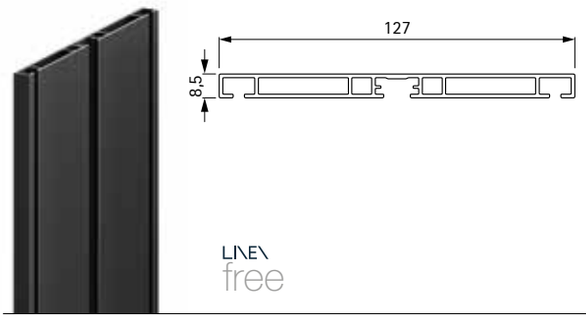

Code	L mm	m	kg	m
MLPVFXX	4.800	28,8	30,6	28,8

Profilo verticale Linea Wall/Top Wall/Top vertical profile

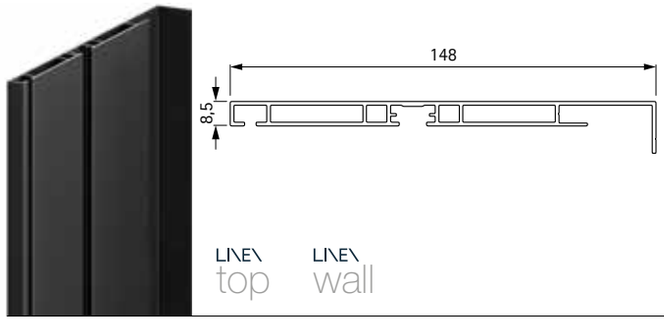

Code	L mm	m	kg	m
MLPVWMXX	4.800	28,8	34	28,8

Profilo ripiano Linea Free Free shelf profile

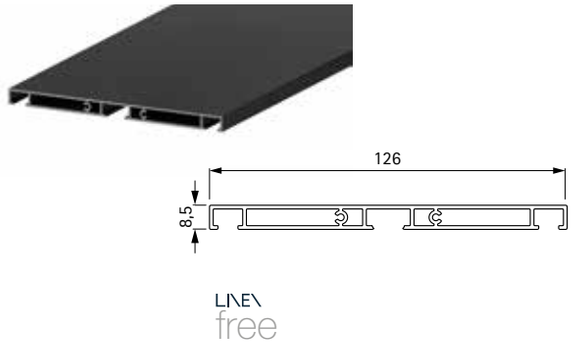

Code	L mm	m	kg	m
MLPRFXX	4.800	28,8	30	28,8

Profilo Linea frontale Front line profile



Code	L mm	m	kg	m
MLPFXX	4.200	147	15,8	147

Elementi Sistema modulare Linea
Linea modular Shelving System

Tappo singolo vers. corta Single cap (short version)

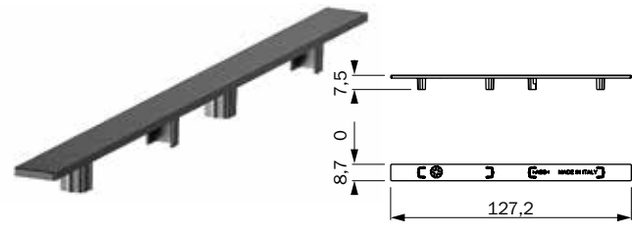

Code	mm	pcs	gr	pcs
MLKT04XX	127,2	50	155	50

Tappo doppio vers. corta Double cap (short version)

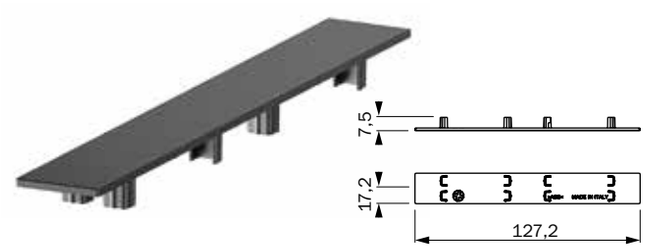

Code	mm	pcs	gr	pcs
MLKT05XX	127,2	50	250	50

Tappo singolo vers. lunga Single cap (long version)

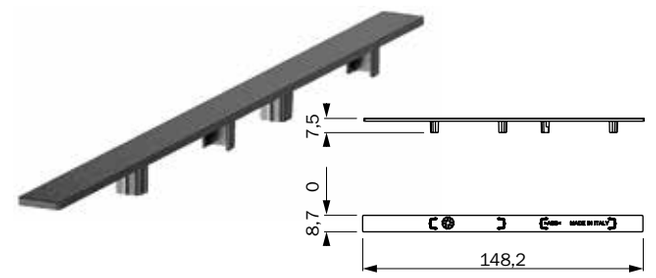

Code	mm	pcs	gr	pcs
MLKT09XX	148,2	50	165	50

Tappo doppio vers. lunga Double cap (long version)

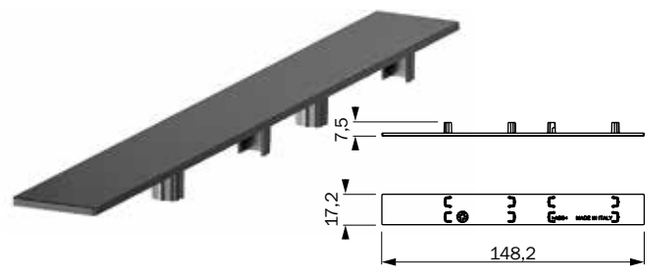

Code	mm	pcs	gr	pcs
MLKT10XX	148,2	50	270	50

Elementi Sistema modulare Linea
Linea modular Shelving System

Fianco di finitura Side panel



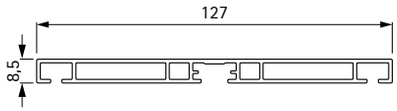

Code	pcs	gr	pcs
MLPVFTXXXX	2	-	1

Kit gancio Clip



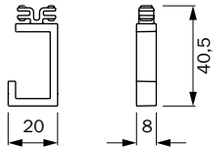

Code	pcs	gr	pcs
MLKT02XX	100	325	100

Kit porta tablet Tablet holder



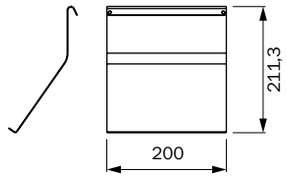

Code	pcs	gr	pcs
MLKT06XX	10	0.55	10



Kit porta bicchieri Glass holder

Code	L mm	pcs	kg	pcs
MLKT07XX	570	10	0.9	10



Kit porta rotolo Roll holder

Code	L mm	pcs	gr	pcs
MLKT08XX	256	10	200	10

Kit fissaggio a muro Wall fixing system



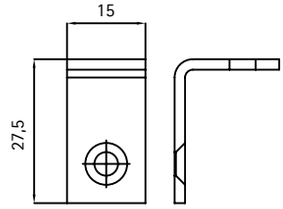

Code	pcs	gr	pcs
8105ML04B	50	50	50

*** Senza viteria di fissaggio a muro con vite fissaggio a ripiano Linea**
* Without wall fixing screws with shelf fixing screw

Linea Light
Linea Light



Diffusore LED per montante

LED diffuser for upright

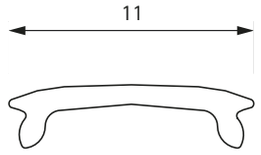

Code	mm	pcs	kg	min
MGLLP3000	3.000	200	12	200



Cover nera

Cover black

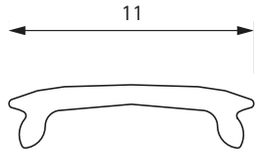

Code	mm	pcs	kg	min
MCLLP3000NR	3.000	200	12	200



Diffusore LED per ripiano

LED screen for shelf

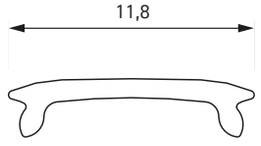

Code	mm	pcs	kg	min
MGSLP3000	3.000	200	12	200





Linea light con modulo centrale acceso
Linea light with central module switched on

Linea light con modulo sx acceso
Linea light with sx module switched on

Linea light con modulo dx acceso
Linea light with dx module switched on



Unità sistema modulare Linea Linea modular system unit

Unità Linea Top 1 Linea Top unit 1



LINEA top

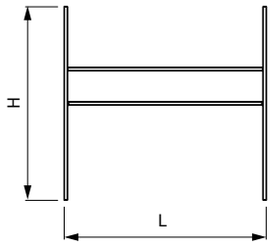

Codice master Master code

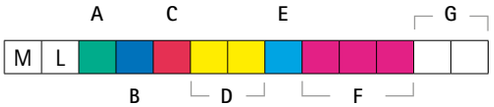

Unità Linea Top / Wall 2 Linea Top Wall unit 2



LINEA top LINEA wall

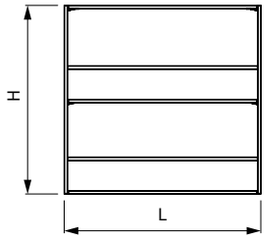

Codice master Master code

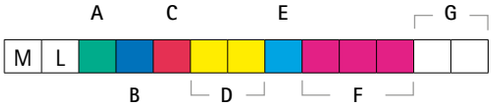

Unità Linea Free 2 Linea Free unit 2



LINEA free

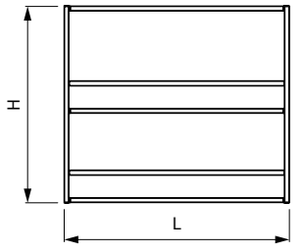

Codice master Master code

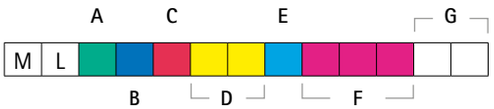

Unità Linea Free 3 Linea Free unit 3



LINEA free

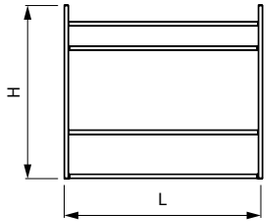

Codice master Master code

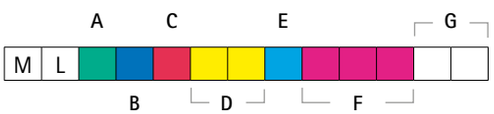

Unità Linea Top 3 Linea Top unit 3



LINEA top

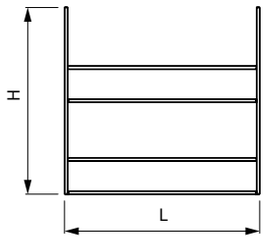

Codice master Master code

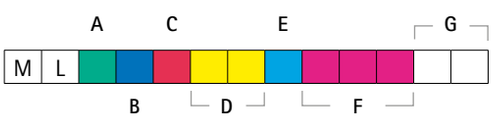

Unità sistema modulare Linea Linea modular system unit

Unità Linea Top 4 Linea Top unit 4



LINEA top

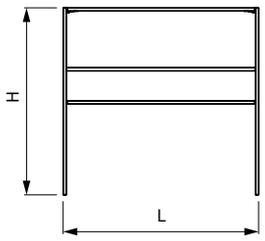

Codice master Master code

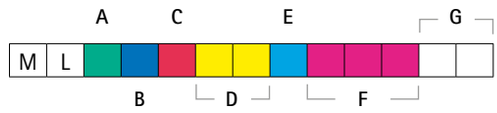

Unità Linea Top 5 Linea Top unit 5



LINEA top

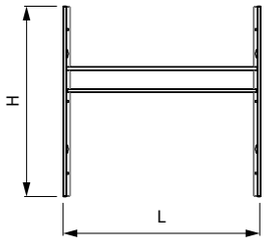

Codice master Master code

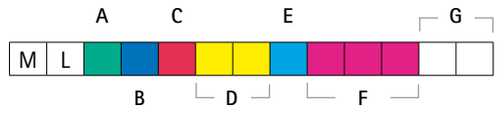

Unità Linea Top/Wall 6 Linea Top Wall unit 6



LINEA top LINEA wall

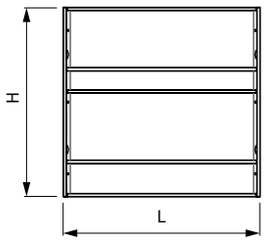

Codice master Master code

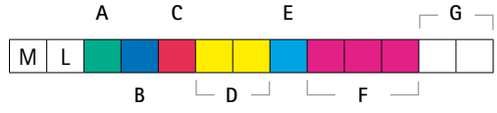

Unità Linea Top 7 Linea Top unit 7



LINEA top

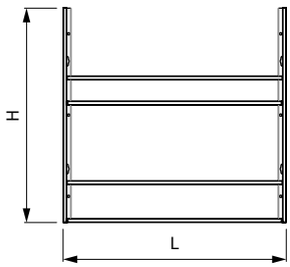

Codice master Master code

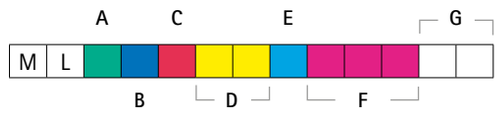

Unità Linea Top 8 Linea Top unit 8



LINEA top

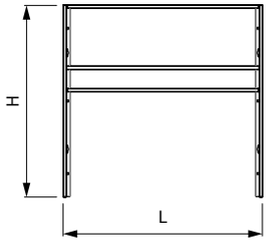

Codice master Master code

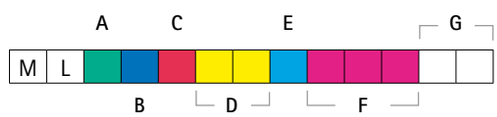

Unità Linea preassemblata o Flat pack
Linea unit pre-assembled or Flat pack kit

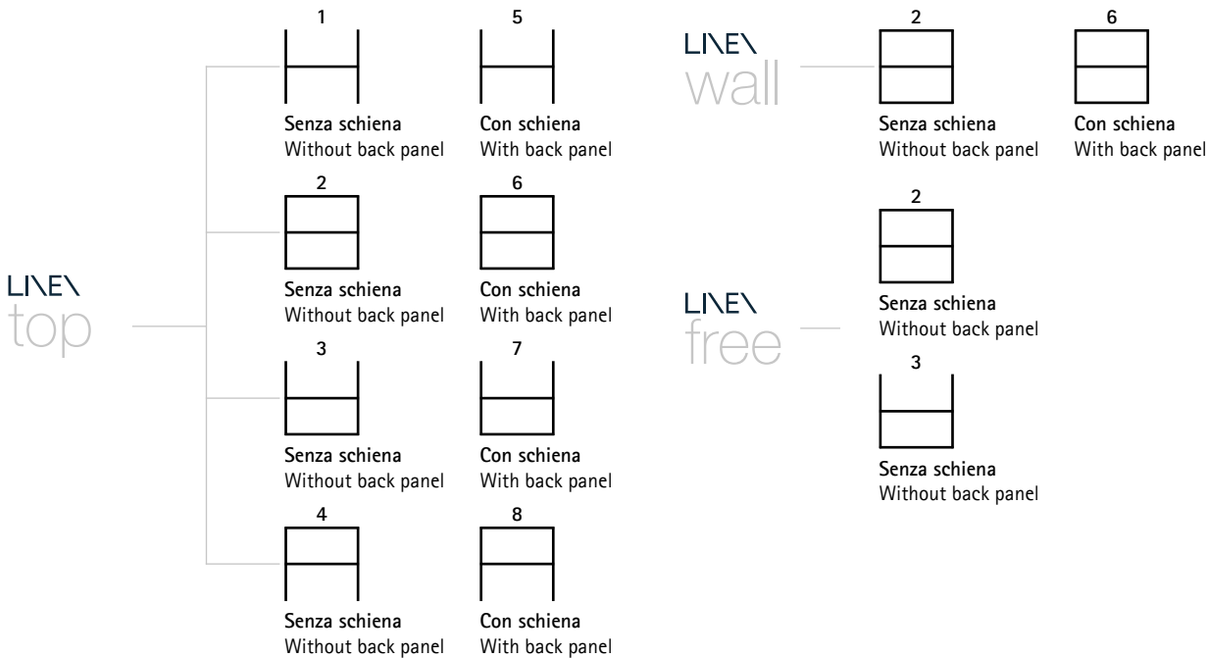

Configuratore per Linea preassemblata o Flat pack
Configurator for pre-assembled or Flat pack LINEA kit

Codice articolo Article code

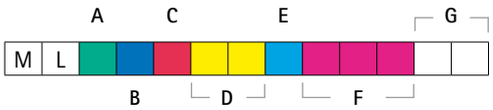

A Top T | Wall W | Free F

B Kit 1 | Kit 2 | Kit 3 | Kit 4 | Kit 5 | Kit 6 | Kit 7 | Kit 8

C Premontato P | Flatpack F

D **Rapporto dimensionale** Dimensional ratio

E **Numero di ripiani** Number of shelves

F **Rif. disegno** Drawing reference

G
07 anodizzato naturale spazzolato
07 natural anodised brushed



09 anodizzato nero spazzolato
09 black brushed anodised



H \ L	L <= 450	450 <L< 600	600 <L< 900	900 <L≤1200
H <= 470	AA	AB	AC	AD
470 <H ≤ 940	BA	BB	BC	BD
940 <H ≤ 1560	CA	CB	CC	CD
1560 <H ≤ 2350	DA	DB	DC	DD

LIVEX Modulo d'ordine prodotto
Product order form

Cliente Company _	Data ordine Order date _	Data consegna richiesta Requested delivery date _
Configurazione Configuration ☐ WALL ☐ FREE ☐ TOP	Dimensione max composizione Maximum composition size H. _ _ _ _ _ _ _ _ _ _ L./W. _ _ _ _ _ _ _ _ _ _	Finitura struttura Structure finish ☐ 07 ☐ 09 ☐ 31

Esploso composizione richiesta:
Requested composition's detail

TOP

1 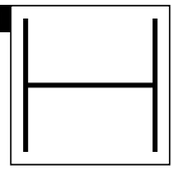
H. _ _ _ _ _ _ _ _
L./W. _ _ _ _ _ _ _ _
Q.ty _ _ _ _ _ _ _ _
N° tot. rip. extra _ _ _
Extra shelves q.ty
☐ con schiena / with back side
☐ senza schiena / without back side

3 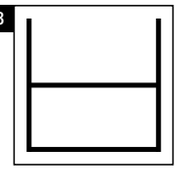
H. _ _ _ _ _ _ _ _
L./W. _ _ _ _ _ _ _ _
Q.ty _ _ _ _ _ _ _ _
N° tot. rip. extra _ _ _
Extra shelves q.ty
☐ con schiena / with back side
☐ senza schiena / without back side

4 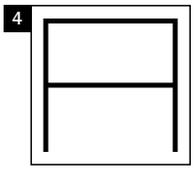
H. _ _ _ _ _ _ _ _ _
L./W. _ _ _ _ _ _ _ _ _
Q.ty _ _ _ _ _ _ _ _ _
N° tot. rip. extra _ _ _
Extra shelves q.ty
☐ con schiena / with back side
☐ senza schiena / without back side

TOP / WALL

2 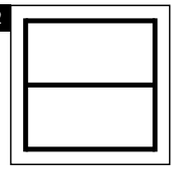
H. _ _ _ _ _ _ _ _
L./W. _ _ _ _ _ _ _ _
Q.ty _ _ _ _ _ _ _ _
N° tot. rip. extra _ _ _
Extra shelves q.ty
☐ con schiena / with back side
☐ senza schiena / without back side

FREE

2 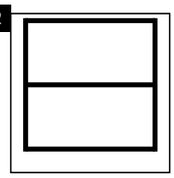
H. _ _ _ _ _ _ _ _
L./W. _ _ _ _ _ _ _ _
Q.ty _ _ _ _ _ _ _ _
N° tot. rip. extra _ _ _
Extra shelves q.ty
☐ senza schiena / without back side

3 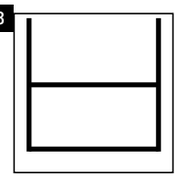
H. _ _ _ _ _ _ _ _ _
L./W. _ _ _ _ _ _ _ _ _
Q.ty _ _ _ _ _ _ _ _ _
N° tot. rip. extra _ _ _
Extra shelves q.ty
☐ senza schiena / without back side

Accessori/finiture
Access./finishes

Q.ty	Accessori Item	Codice Code	xx	xx	xx
	Portabicchieri Glasses holder				
	Portatablet Tablet holder				
	Ganci Clips				
	Portarotolo Roll holder				
	Carter				
	Fianco di finitura Side panel				

Schizzo della composizione
Sketch of the composition

Note



Condizioni generali di vendita
General sales terms

Volpato Industrie si riserva il diritto di apportare ai prodotti e al presente catalogo, senza preavviso e in qualunque momento, tutte le modifiche che si rendessero opportune.
Declina ogni responsabilità per eventuali inesattezze in esso contenute, nonché per errore di stampa o trascrizione.
Toni e colori sono indicativi potendo variare a causa della qualità della stampa.

Le immagini riportate sul catalogo sono da intendersi puramente indicative, con il solo scopo di contraddistinguere ed individuare classi e categorie di prodotti.

Volpato Industrie shall make at any time and without notice any change it believes to be necessary in order to improve its products and the present catalogue. We decline every kind of responsibility about possible imprecision in this catalogue, as well about misprint or transcription.
Tones and colours are approximate because they should change by quality of the print.

Product images present in the catalogue are merely representative, inserted with the scope to explain and distinguish the various product series.

Le condizioni generali di vendita sono disponibili sul sito www.volpatoindustrie.it in home page.
General sales conditions are available on the home page at www.volpatoindustrie.it

Note